

# NICOLock®

PAVING STONES • RETAINING WALLS • OUTDOOR LIVING



paver-shield™



*Live Life Better*



SCAN TO START

TEAR-OUT  
COLOR SWATCH  
GUIDE INSIDE



## WHERE DO I START?

Welcome to Nicolock..... 4  
 Warranty.....5  
 Financing.....6  
 paver-shield™ .....7  
 Designing with Borders & Inlays.....9  
**START WITH COLOR.....10**  
 Nicolock’s Top Selling Colors.....11  
**NEW!** Hudson Valley Blend.....11  
**IMAGES BY PROJECT TYPE**  
 Pools & Patios.....14  
 Driveways, Walkways & Stoops.....24  
 Fire Pits, Fireplaces & Outdoor Dining...34

## PAVING STONES

paver-shield™ pavers.....44  
 Stone Ridge.....45  
 Stone Ridge Contemporary .....46  
 Stone Ridge Contemporary 18x18.....46  
 Stone Ridge XL.....47  
 Alpine Ridge.....48  
**NEW!** Alpine Ridge 24x24.....48  
 Alpine Contemporary.....49  
 Plank Paver.....50  
 Ridge Brick.....51  
 Rustico 6x6 & Rustico 6x9.....52  
 Rustico 4 Pc Combo.....54  
 BlueRidge.....55  
 Holland Stone.....56  
 Colonial Cobble 1.5 Normal.....56  
 Heritage Slab.....57  
**Inlays, Borders & Circle Kits .....60**  
**NEW!** The Mosaic.....61  
**Environmental Pavers.....68**  
**Nicostone Pavers.....72**

## RETAINING WALLS

**WALL SYSTEMS.....78**  
**Landscape Walls**  
 Belvedere Wall.....81  
 6” Colonial Wall.....82  
 5” Colonial Wall.....83  
 Mini Colonial Wall.....84  
 Verona Wall.....85  
 Stonegate® Contemporary Wall.....86  
 Claremont Wall.....87  
 Kodah Wall.....88  
**Retaining Walls**  
 Alta Wall.....89  
 Alta Pro Wall.....90  
 Firma Wall.....91  
**NEW!** Redi-Rock Retaining Wall®.....92  
 Outcropping.....94  
 Keystone® Compac III Straight Split.....95  
**Garden Walls**  
 Mountain Block.....96  
 Serafina Wall.....97  
 Garden Wall.....98

## PIERS, CAPS & STEPS

**Pier Kits.....100**  
**Pier Caps .....103**  
**Coping & Caps.....104**  
**NEW!** Coastal Cap.....106  
**Steps..... 111**



## FIRE PITS & FIREPLACES

**FIRE PITS.....114**  
 Fire Pit Accessories.....121  
 Sanctuary Series.....122  
**NEW!** Cowboy Cauldron.....123  
**FIREPLACES..... 124**

## OUTDOOR DINING

**OUTDOOR DINING.....128**  
 Appliance Kitchen Packages.....133  
**NEW!** Segmental Kitchen Systems.....134  
**NEW!** Dimplex Outdoor Heaters.....135  
**NEW!** Essenze di Luce.....136  
 Stainless Steel Appliances.....138  
 Pergolas.....140  
**NATURAL STONE VENEERS.....141**

## PRODUCT SPECIFICATIONS

paver-shield™ Color Swatches.....142  
 Textured Wall Swatches .....146  
 Smooth Wall Swatches.....148  
 Nicostone Swatches.....150  
 Paver Installation Guide.....152  
 Retaining Wall Installation Guide .....154

## FAQ & MORE

Stain Removal.....156  
 Frequently Asked Questions.....157  
 Paving Stone Patterns.....159



*Roberto Nicalia*  
CEO/President, Nicolock Paving Stones

# WELCOME

TO NICOLOCK PAVING STONES

If the last couple of years taught me anything, it's to make more time and memories with my family and close friends. To gather, relax, laugh, and de-stress more often with those that matter most. Not "someday". Today.

Maybe you feel the same way.

Whatever brought you here, we're excited to help bring your outdoor living dreams to life.

Investing in your home-- and in your relationships --always yields a great return in the short or long term. A custom backyard by Nicolock holds its value—riding the waves of a fluctuating economy over time. So, moving ahead with your hardscape plans now will add value and joy to your home and let you start banking new memories sooner than you think.

What do you envision your outdoor living space to be? Have you pictured hosting a special upcoming event there—maybe a shower, graduation party, or even a wedding? All of life's biggest and smallest celebrations can happen in your own stunning backyard by Nicolock.

Three generations of my family have been building homeowners' outdoor dreams for over 60 years. We'd be honored to build yours next.

## WHY HOMEOWNERS CHOOSE NICOLOCK

**Color.** While there are many factors that draw homeowners to Nicolock... Color is King!

None of our competitors even comes close when it comes to color choices. Our stunning color palettes offer virtually limitless options for your hardscape vision. Will your outdoor dream project complement the color of your siding or brick face? Want a park-like look in earthy, natural tones? How about picking a bold accent color for a focal feature that really pops?

Tons of color options are only the beginning. You're entitled to color that lasts, too. With Nicolock, it's always going to look as good as it does on the day we install it. Our exclusive paver shield™ technology ensures that each stone is not only

durable, but is infused from top to bottom with rich, vibrant colors that last for generations.

**Easy Shopping Experience.** Planning your dream backyard is a big deal. In fact, it can be a bit overwhelming. But not when you're with us. Whether you know exactly what you want or need some help deciding, we are committed to making your project planning enjoyable from start to finish. Many of our territory managers are former contractors who are eager to share their knowledge and experience during your decision-making process and none of them are pushy salespeople. Besides, our beautiful pictures of prior projects tend to sell themselves.

Imagine the excitement in your neighborhood when our gigantic 10 x 20' Mobile Design Center rolls right up to your house! Let us pamper you as we design your dream project in our spacious and well-lit showroom on wheels. See all the colors, touch the textures, and get up close and personal with our most popular outdoor living elements such as pavers, walls, fire features, grills and more.

Prefer wandering around yourself for inspiration? Another great way to take in all that Nicolock has to offer is to visit an outdoor design center. Nicolock and several of our dealers offer spacious outdoor showrooms with countless samples of paving stones, retaining walls, and outdoor living features. Your dream outdoor living design could be waiting for you right now!

**Lifetime Transferable Warranty.** For over six decades, my family has been building dreams for families just like yours. And we've always proudly stood behind our work. In fact, we are so confident in the quality of our product that we back it with a *lifetime transferable warranty*. That means that generations of your family can enjoy the space we build for you today. And if the time should come that you do sell your beautiful home, the warranty transfers to the next homeowner.

**Affordability and Financing.** Home purchases—and the indoor home improvement projects and repairs that frequently follow them-- are often funded through some form of financing. So why not approach expanding your *outdoor* living project in the same way? Giving your family-- and yourself --a beautiful, custom outdoor sanctuary will not only add to your home's overall value, but will outlast any indoor home improvements.

At Nicolock, we work hard to turn your outdoor living dream into a beautiful reality regardless of the size of your budget. We offer multiple financing options that can work for you whether your project will be completed all at once-- or in phases over time. So, with creative financing and design planning, you can likely afford that special design feature or product you have your heart set on after all.

Since the pandemic, we've seen some homeowners decide against booking traditional wedding venues and exotic vacation destinations. Instead, they're choosing to invest that money into a dream backyard that will be the beautiful backdrop for a lifetime of special events and memories-- instead of one 4-hour party. Maybe you've already got a few parties planned for your dream space, too?

**No Supply Chain Worries.** We respect your time and show up with the goods when expected. No lame excuses that the product you chose is stuck on a cargo boat in the Pacific. That's because we cranked up production before and during the pandemic—by building three additional manufacturing plants in the northeast—to meet the anticipated demand. And we're still expanding—while a competitor is limiting its customer's choices to only its most popular products. Why settle for less than the project you're dreaming of?

We're ready to deliver exactly what you want.

Let's roll. Not "someday". Today.



Granite City Blend

# DEFER PAYMENT, NOT YOUR DREAMS!

Introducing **Nicolock Financing** powered by Service Finance, a nationwide consumer finance program. Our exclusive financing plans make it possible for homeowners to complete their dream outdoor living spaces now with the help of multiple financing options, including true no interest payment (SAC), low monthly payments, or a combination of both plans.

Increase your home's value with the peace of mind of **Nicolock Financing**. Ask your Territory Manager for more information.



### LOW MONTHLY PAYMENTS

Avoid high credit card interest rates. Choose the best payment option for you.



### UNSECURED FINANCING

100% unsecured financing up to **\$100,000** on approved credit.




### FAST, EASY AND SAFE

Easy application for near-instant approvals via phone, online or mobile app, 24/7



### PEACE OF MIND


The application is free, there are no closing costs and no prepayment penalties





## THE PAVER-SHIELD™ DIFFERENCE

Our patented process is not a sealant and features a smooth, ultra dense surface and rich vibrant color guaranteed not to fade!



1

Nicolock sources the highest class raw materials in the industry for the highest quality pavers



2

Our state-of-the-art manufacturing process creates a durable base mix



3

Iron oxide bonds with cement molecules resulting in the most vibrant color seen throughout each paver



4

Other quality materials are added to create our **PAVER-SHIELD™ TECHNOLOGY!**



7

**PAVER-SHIELD™** is not a sealer, it's built into the manufacturing process for optimal durability



6

The final result is the very best in color, strength, and beauty that will last for generations!



5

**PAVER-SHIELD™** gives pavers a tight, smooth surface texture that will not expose heavy aggregate



### PAVER-SHIELD™ TECHNOLOGY

Tight, smooth surface texture that is built into the paver, not a sealer like other manufacturers

Ultra dense base mix featuring color throughout the paver ensuring a lifetime of beauty

# Before you start planning...

A key aspect to consider when choosing your product is your landscaping. Keep in mind the change of seasons and the way the colors around your home project will change. Different times of day may cast shadows in different areas of your pavers. It's important to plan how the environment affects your aesthetic. The color illustrations in this catalog are as accurate as photography and printing processes allow. **Final selection of colors should be made from several physical samples.**

Images below were photographed minutes apart in the same location. Image on the left is with cloud cover, image on the right is in full sun.



Shade variations are inherent in colored concrete products using natural materials. Delivered product can vary slightly from physical samples.



# Using advanced design fundamentals to **CREATE A STRIKING VISUAL OUTDOOR SPACE**

Nicolock has everything you need to create the “**WOW**” factor when you’re designing your outdoor space. Whether it’s a new patio, poolscape, driveway, or any other outdoor project, our design fundamentals make it easy to create a customized look that complements your particular style and taste. It all begins with color. Choose from our vast collection of rich, artisan colors. Then, get creative with our different-shaped paving stones and paver laying pattern options. Check out a few examples of popular laying patterns on the next few pages-- or mix and match to create your own unique design.



**90°** traditional

## **PAVER DIRECTION**

Go from a traditional installation to an exceptional look by laying pavers at a 45 degree angle to create the illusion of space.



**45°** with border

## **BORDERS**

Borders define edges and softly combine large areas that would otherwise be toneless. Monochromatic or contrasting colors help define your style.



**45°** with inlay

## **INLAYS**

Inlays allow you to define an area within your outdoor space. Often created with contrasting colors and textures, inlays add visual interest to make your space pop.

# first, select your **COLOR**

**Nicolock's rich, artisan colors--in blends of tans, browns, grays, and blues--are where your outdoor living dreams begin. Create your perfect space from our virtually limitless palettes of warm and cool neutral tones.**

**Overwhelmed by color options? Consider building a hardscape that complements your home's exterior design elements. Draw color inspiration from your siding, shutters, roof, and fence!**

*South Bay Blend*





**CAPPUCCINO BLEND\***

A blend of earthy Browns and vibrant tans



**CHESAPEAKE BLEND\***

A blended mix of Travertina and Pewter



**GRANITE CITY BLEND**

A two color blend of Pewter and Charcoal



**GRAPHITE PEARL BLEND\***

A rich mixture of white, Pewter and Raven



**HUDSON VALLEY BLEND**

A blended mix of earthtones containing Pewter, Charcoal and Brown



**OCEANIC BLUE\***

A tranquil blend of Pewter, light stormy blue and white



**PENNSYLVANIA BLUE\*\***

A deep blue resembling the natural color of Pennsylvania Bluestone



**SOUTH BAY BLEND\***

A blend of gray, white and tan



**TRAVERTINA\***

A two-tone blend of coral and white



**WESTCHESTER BLEND**

A three color blend containing Pewter, Charcoal and Chamois accents

\*Premium Color

\*\*Deluxe Color



# *your outdoor* SANCTUARY

Pools & Patios



*Granite City Blend*  
6" Colonial Wall





*Granite City Blend*  
Stone Ridge XL



# South Bay Blend

Stone Ridge







# Chesapeake Blend

Stonegate® Contemporary Wall  
Alpine Contemporary  
6x12 Fullnose




# South Bay Blend

Stone Ridge &  
Stone Ridge XL







# *Oceanic Blue*

Alpine Contemporary



# Oceanic 5

Stone Ridge XL







*York Brown*  
Natural Cleft Flagstone



# Chesapeake Blend

Stone Ridge XL





# Oceanic Blue

Alpine Contemporary





*pull up to* **NICOLOCK**  
Driveways, Walkways & Stoops

*Granite City Blend*  
Eco-Tre





*Travertina*

Rustico 6x9





*South Bay Blend*  
Stone Ridge



# *Peconic 6*

Stone Ridge Contemporary





# *Oceanic Blue*

Stone Ridge Contemporary





# South Bay Blend

Ridge Brick







*Chesapeake Blend*

Rustico 6x9



# South Bay Blend

Stone Ridge





# Graphite Pearl Blend

Stone Ridge

*Raven*

Old Vienna





A photograph of a stone walkway made of light-colored rectangular pavers, bordered by dark grey pavers. To the left is a lavender bush with purple flowers and brown seed heads. To the right is a green lawn. The text 'Pennsylvania Blue' is written in a large, black, cursive font, and 'Stone Ridge' is written in a smaller, black, sans-serif font below it.

*Pennsylvania Blue*  
Stone Ridge




# *your backyard* **BLISS**

Fire Pits, Fireplaces & Outdoor Dining

*Granite City Blend*  
Serafina Fire Pit







*Graphite Pearl Blend*

Stonegate<sup>®</sup> Contemporary Wall



# Granite City Blend

Mini Fireplace  
with Verona Wall





# Bluestone

Belvedere Fire Pit





# Pembrey

Natural Ledgestone

Sizzler Pro Kitchen Package







# Golden Honey

Natural LedgeStone



# *Graphite Pearl Blend*

Verona Wall







# *Adobe Blend*

Jr Fireplace with Verona Wall





# *Granite City Blend*

6" Colonial Wall  
Serafina Fire Pit





*Oceanic Blue*

Custom Fire Pit with Verona Wall

*Raven*

Old Vienna  
6x12 Fullnose



# PAVER-SHIELD™

*pavers*

*Oceanic 5*

**When determining what size and texture to choose, consider the style of your home. Is your home modern? Is it traditional?**

**Nicolock's Top-Selling products include a combination of smooth and textured styles. Each option comes in a variety of sizes to best fulfill your outdoor vision.**






# Stone Ridge

Multi-sized rectangular shapes. Slightly textured riven surface. Slightly chamfered edge. Can be combined with Stone Ridge XL.

	WIDTH	LENGTH	THICKNESS	PCS/SF	SF/PALLET	PCS/PALLET	LBS/PALLET
<b>A</b>	4½"	9"	2¾"	3.8		130	
<b>B</b>	9"	9"	2¾"	1.9	110	60	2,950
<b>C</b>	9"	13½"	2¾"	1.3		50	

Sizes not sold separately



CAPPUCCINO BLEND\*



CHESAPEAKE BLEND\*



GRANITE CITY BLEND



GRAPHITE PEARL BLEND\*



HUDSON VALLEY BLEND



OCEANIC BLUE\*



PENNSYLVANIA BLUE\*\*



SOUTH BAY BLEND\*



TRAVERTINA\*



WESTCHESTER BLEND

Also available in the following:  
(color swatches on pg. 142-145)

- Adobe Blend
- Marble Blend\*
- Autumn Blend\*
- Oceanic 5\*
- Crab Orchard Blend\*
- Oyster Blend\*
- Golden Brown Blend
- Peconic 6\*






# Stone Ridge Contemporary

Multi-sized rectangular shapes with a smooth and modern finish.  
Slightly chamfered edge.

	WIDTH	LENGTH	THICKNESS	PCS/SF	SF/PALLET	PCS/PALLET	LBS/PALLET
<b>A</b>	4½"	9"	2¾"	3.8		130	
<b>B</b>	9"	9"	2¾"	1.9	110	60	2,950
<b>C</b>	9"	13½"	2¾"	1.3		50	
<b>D</b>	18"	18"	2¾"	2.25	131	60	3,537

Size D sold separately



*Travertina*

*Oceanic Blue*



CAPPUCCINO BLEND\*



CHESAPEAKE BLEND\*



GRANITE CITY BLEND



GRAPHITE PEARL BLEND\*



HUDSON VALLEY BLEND



OCEANIC BLUE\*



PENNSYLVANIA BLUE\*\*



SOUTH BAY BLEND\*



TRAVERTINA\*



WESTCHESTER BLEND

Also available in the following:  
(color swatches on pg. 142-145)

- Adobe Blend
- Autumn Blend\*
- Crab Orchard Blend\*
- Golden Brown Blend
- Marble Blend\*
- Oceanic 5\*
- Oyster Blend\*
- Peconic 6\*








*Travertina*

# Stone Ridge XL

Multi-sized rectangular shapes. Slightly textured riven surface. Slightly chamfered edge. Can be combined with Stone Ridge. Not recommended for vehicular applications.

	WIDTH	LENGTH	THICKNESS	PCS/SF	SF/PALLET	PCS/PALLET	LBS/PALLET
<b>A</b>	9"	9"	2 3/8"	1.9		20	
<b>B</b>	9"	18"	2 3/8"	.93	110	50	2,950
<b>C</b>	18"	18"	2 3/8"	.46		20	

Sizes not sold separately



CAPPUCCINO BLEND\*



CHESAPEAKE BLEND\*



GRANITE CITY BLEND



GRAPHITE PEARL BLEND\*



HUDSON VALLEY BLEND



OCEANIC BLUE\*



PENNSYLVANIA BLUE\*\*



SOUTH BAY BLEND\*



TRAVERTINA\*



WESTCHESTER BLEND

**Also available in the following:  
(color swatches on pg. 142-145)**

- Adobe Blend
- Autumn Blend\*
- Crab Orchard Blend\*
- Golden Brown Blend
- Marble Blend\*
- Oceanic 5\*
- Oyster Blend\*
- Peconic 6\*








*Granite City Blend*

# Alpine Ridge

These multi-sized shapes will add a great feel to any project. Natural cleft texture with a lightly chamfered edge. Not recommended for vehicular applications. Add our NEW 24x24 to your pattern, or use alone.

	WIDTH	LENGTH	THICKNESS	PCS/SF	SF/PALLET	PCS/PALLET	LBS/PALLET
<b>A</b>	7¾"	15½"	2¾"	2.55		30	
<b>B</b>	15½"	15½"	2¾"	1.7	127	30	3,500
<b>C</b>	15½"	23½"	2¾"	.84		20	
<b>D</b>	23½"	23½"	2¾"	4	80	20	2,260

Size D sold separately



CAPPUCCINO BLEND\*



CHESAPEAKE BLEND\*



GRANITE CITY BLEND



GRAPHITE PEARL BLEND\*



HUDSON VALLEY BLEND



OCEANIC BLUE\*



PENNSYLVANIA BLUE\*\*



SOUTH BAY BLEND\*



TRAVERTINA\*



WESTCHESTER BLEND

Also available in the following:  
(color swatches on pg. 142-145)

- Adobe Blend
- Golden Brown Blend
- Marble Blend\*
- Oyster Blend\*







*Oceanic Blue*

# Alpine Contemporary

Multi-sized rectangular shapes with a smooth texture and slightly chamfered edges. Not recommended for vehicular applications.

	WIDTH	LENGTH	THICKNESS	PCS/SF	SF/PALLET	PCS/PALLET	LBS/PALLET
<b>A</b>	7¾"	15⅝"	2⅜"	2.55		30	
<b>B</b>	15⅝"	15⅝"	2⅜"	1.7	127	30	3,500
<b>C</b>	15⅝"	23½"	2⅜"	.84		20	
<b>D</b>	15⅝"	23½"	2⅜"	.84	107	40	2,889

Size D sold separately



CAPPUCCINO BLEND\*



CHESAPEAKE BLEND\*



GRANITE CITY BLEND



GRAPHITE PEARL BLEND\*



HUDSON VALLEY BLEND



OCEANIC BLUE\*



PENNSYLVANIA BLUE\*\*



SOUTH BAY BLEND\*



TRAVERTINA\*



WESTCHESTER BLEND

Also available in the following:  
(color swatches on pg. 142-145)

- Adobe Blend
- Golden Brown Blend
- Marble Blend\*
- Oyster Blend\*





# Plank Paver

The long and narrow design of this Nicolock favorite gives a finished and sleek appearance to complement modern design trends.

	WIDTH	LENGTH	THICKNESS	PCS/SF	SF/PALLET	PCS/PALLET	LBS/PALLET
<b>A</b>	6"	9"	2¾"	2.66		54	
<b>B</b>	6"	13"	2¾"	1.85	103	81	3,122
<b>C</b>	6"	17"	2¾"	1.41		54	
<b>D</b>	6"	13"	2¾"	1.85	103	189	3,122

Size D sold separately



SOLD SEPARATELY



GRANITE CITY BLEND



GRAPHITE PEARL BLEND\*



MARBLE BLEND\*



PEWTER



RAVEN\*



SOUTH BAY BLEND\*



WESTCHESTER BLEND



Raven





# Ridge Brick

	WIDTH	LENGTH	THICKNESS	PCS/SF	SF/PALLET	PCS/PALLET	LBS/PALLET
<b>A</b>	4½"	9"	2¾"	3.63	110	400	2,950



Also available in the following:  
(color swatches on pg. 142-145)

- Adobe Blend
- Autumn Blend\*
- Crab Orchard Blend\*
- Golden Brown Blend
- Marble Blend\*
- Oyster Blend\*

A universal, oversized brick shape with a textured riven surface. Slightly chamfered edges. Use as a field paver or as a border.



BROWN



CAPPUCCINO BLEND\*



CHARCOAL



CHESAPEAKE BLEND\*



GRANITE CITY BLEND



GRAPHITE PEARL BLEND\*



OCEANIC BLUE\*



PENNSYLVANIA BLUE\*\*



RAVEN\*



SOUTH BAY BLEND\*



TRAVERTINA\*



WESTCHESTER BLEND



# Rustico 6x6



*Brown & Travertina*

# Rustico 6x9



**SOLAR LIGHT PAVERS BY**  
**STONE TENCE<sup>US</sup>**

Easy to install • DIY, No wiring  
Up to 8 hours of light  
White & Colored lights available  
On/Off Switch on bottom

Comparable to  
6x9 in size



*Granite City Blend*



Single-sized square and rectangular shapes with a slightly dimpled surface. Chamfered edges and square corners make these perfect for inlays and borders.

	WIDTH	LENGTH	THICKNESS	PCS/SF	SF/PALLET	PCS/PALLET	LBS/PALLET
<b>A</b>	6"	6"	2 3/8"	4	120	480	3,027
<b>B</b>	6"	9"	2 3/8"	3	113	300	2,982

Sizes sold separately



**ADOBE BLEND**  
(6x9 only)



**AUTUMN BLEND\***  
(6x9 only)



**BROWN**



**CAPPUCCINO BLEND\***



**CHARCOAL**



**CHESAPEAKE BLEND\***



**CRAB ORCHARD BLEND**  
(6x9 only)



**FIRE ISLAND BLEND**  
(6x9 only)



**GOLDEN BROWN BLEND**  
(6x9 only)



**GRANITE CITY BLEND**



**GRAPHITE PEARL BLEND\***  
(6x9 only)



**MARBLE BLEND\***  
(6x9 only)



**OCEANIC BLUE\***  
(6x9 only)



**OYSTER BLEND\***



**PENNSYLVANIA BLUE\*\***  
(6x9 only)



**RAVEN\***



**SOUTH BAY BLEND\***



**TRAVERTINA\***



**WESTCHESTER BLEND**






# Rustico 4 Pc Combo

Stylish multi-sized rectangular shapes with a slightly dimpled surface.  
Chamfered edges with square corners.

	WIDTH	LENGTH	THICKNESS	PCS/SF	SF/PALLET	PCS/PALLET	LBS/PALLET
<b>A</b>	3"	6"	2 $\frac{3}{8}$ "	8	117	100	3,050
<b>B</b>	6"	6"	2 $\frac{3}{8}$ "	4		100	
<b>C</b>	6"	9"	2 $\frac{3}{8}$ "	2.7		160	
<b>D</b>	9"	9"	2 $\frac{3}{8}$ "	1.8		40	

Sizes not sold separately



ADOBE BLEND



GRANITE CITY BLEND



MARBLE BLEND\*



PENNSYLVANIA BLUE\*\*



TRAVERTINA\*



WESTCHESTER BLEND

Also available in the following:  
(color swatches on pg. 142-145)

Autumn Blend\*

Golden Brown Blend

Crab Orchard Blend\*

Oyster Blend\*

Fire Island Blend



*Marble Blend*



# Blue Ridge



*Pennsylvania Blue*

Multi-sized rectangular shapes with a textured riven surface and slightly chamfered edges give this paver a sleek look. Not recommended for vehicular applications.

	WIDTH	LENGTH	THICKNESS	PCS/SF	SF/PALLET	PCS/PALLET	LBS/PALLET
<b>A</b>	6½"	13"	2¾"	3.8		40	
<b>B</b>	13"	13"	2¾"	1.9	106	40	2,761
<b>C</b>	13"	19½"	2¾"	1.3		20	

Sizes not sold separately



ADOBE BLEND



CHESAPEAKE BLEND\*



GRANITE CITY BLEND



OCEANIC BLUE\*



PENNSYLVANIA BLUE\*\*



WESTCHESTER BLEND



# Holland Stone



*Adobe Blend*

A classic brick shape with a flat surface and chamfered edges.  
Versatile for many residential and commercial projects.  
Available in 3 1/8" thickness for special order.

	WIDTH	LENGTH	THICKNESS	PCS/SF	SF/PALLET	PCS/PALLET	LBS/PALLET
<b>A</b>	4"	8"	2 3/8"	4.5	120	540	3,100



**BROWN**



**CHARCOAL**



**GRANITE CITY BLEND**



**RAVEN\***



**WESTCHESTER BLEND**

**Also available in the following:**  
(color swatches on pg. 142-145)

- Adobe Blend
- Autumn Blend\*
- Crab Orchard Blend\*
- Fire Island Blend
- Golden Brown Blend
- Marble Blend\*
- Oyster Blend\*
- Pewter
- Red



# Colonial Cobble 1.5 Normal



*Granite City Blend*

Single-sized paver with a flat, smooth surface. Chamfered edges and pillowed corners make this paver perfect for driveways, walkways and more.

	WIDTH	LENGTH	THICKNESS	PCS/SF	SF/PALLET	PCS/PALLET	LBS/PALLET
<b>A</b>	6 3/8"	9 3/8"	2 3/8"	2.4	124	300	3,223



**CHARCOAL**



**GRANITE CITY BLEND**



**WESTCHESTER BLEND**

**Also available in the following:**  
(color swatches on pg. 142-145)

- Adobe Blend
- Golden Brown Blend
- Oyster Blend\*








# Heritage Slab

Heritage Slab is a great stone for various architectural applications including rooftops and plazas. Suitable for overlays and at-grade applications.


	WIDTH	LENGTH	THICKNESS	PCS/SF	SF/PALLET	PCS/PALLET	LBS/PALLET
<b>A</b>	8"	16"	2"	1.13	80	90	1,783
<b>B</b>	12"	12"	2"	1	120	120	2,654
<b>C</b>	18"	18"	2"	.44	135	60	2,990
<b>D</b>	24"	24"	2"	.25	80	20	1,776
<b>E</b>	18" Round		2"	n/a	n/a	40	1,562



BROWN



CHARCOAL



**DOVE GRAY**  
(18x18 & 24x24 only)



GRANITE CITY BLEND



**GRAPHITE PEARL BLEND\***  
(18x18 & 24x24 only)



**OCEANIC BLUE\***  
(18x18 & 24x24 only)




PEWTER



RED



**SAHARA\***  
(18x18 & 24x24 only)



**SNOW\***  
(18x18 & 24x24 only)



**TRAVERTINA\***  
(18x18 & 24x24 only)

## Matrix & MRP Pedestals Available



18x18 Heritage Slab with  
7X Stackable Pedestal



18x18 Heritage Slab with  
7X Adjustable Pedestal



## Colonial Cobble Normal & Colonial Cobble 4 Pc Combo



*Adobe Blend*

	WIDTH	LENGTH	THICKNESS	PCS/SF	SF/PALLET	PCS/PALLET	LBS/PALLET
<b>A</b>	3 3/8"	6 3/8"	2 3/8"	7.1	133	100	3,454
<b>B</b>	6 3/8"	6 3/8"	2 3/8"	3.6		100	
<b>C</b>	6 3/8"	9 3/8"	2 3/8"	2.4		160	
<b>D</b>	9 3/8"	9 3/8"	2 3/8"	1.6		40	

Sizes B & C can be purchased separately



### SPECIAL ORDER PRODUCT

Color availability varies by location. Please contact your local dealer to confirm pricing and availability.



## Roma I & II



*Westchester Blend*

	WIDTH	LENGTH	THICKNESS	PCS/SF	SF/PALLET	PCS/PALLET	LBS/PALLET
<b>A</b>	4.6"	7"	2 3/8"	4.27	131	560	3,519
<b>B</b>	4.6"	4.6"	2 3/8"	N/A	126	740	3,278
	2.33"	4.6"	2 3/8"			120	

Sizes A & B sold separately



### SPECIAL ORDER PRODUCT

Color availability varies by location. Please contact your local dealer to confirm pricing and availability.



## Fiuggi Travertine



*Travertina*

	WIDTH	LENGTH	THICKNESS	PCS/SF	SF/PALLET	PCS/PALLET	LBS/PALLET
<b>A</b>	7 3/4"	15 5/8"	2 3/8"	.84	127	30	3,500
<b>B</b>	15 5/8"	15 5/8"	2 3/8"	1.7		30	
<b>C</b>	15 5/8"	23 1/2"	2 3/8"	2.56		20	

Sizes not sold separately



### SPECIAL ORDER PRODUCT

Color availability varies by location. Please contact your local dealer to confirm pricing and availability.








**Cobblestone**

*Granite City Blend*

	WIDTH	LENGTH	THICKNESS	PCS/SF	SF/PALLET	PCS/PALLET	LBS/PALLET
<b>A</b>	6¼"	8⅞"	2⅜"	3.6	111	400	2,823
<b>B</b>	4⅜"	8⅞"	2⅜"	4.5	111	500	2,877

Sizes sold separately



Cobblestone Edger



AUTUMN BLEND (NOT AVAILABLE IN EDGER) CHARCOAL FIRE ISLAND BLEND GRANITE CITY BLEND RED

Color availability varies by location. Please contact your local dealer to confirm pricing and availability.



**Diamond Paver**

*Marble Blend*

	WIDTH	LENGTH	THICKNESS	PCS/SF	SF/PALLET	PCS/PALLET	LBS/PALLET
<b>A</b>	5⅞"	13⅞"	2⅜"	2.48	96	192 full pcs 32 half pcs	2,750



CHARCOAL FIRE ISLAND BLEND GRANITE CITY BLEND MARBLE BLEND\* RED

**SPECIAL ORDER PRODUCT**

Color availability varies by location. Please contact your local dealer to confirm pricing and availability.



**8x8**

*Charcoal*

	WIDTH	LENGTH	THICKNESS	PCS/SF	SF/PALLET	PCS/PALLET	LBS/PALLET
<b>A</b>	8"	8"	2⅜"	2.25	106	240	3,724



CHARCOAL FIRE ISLAND BLEND RED

**SPECIAL ORDER PRODUCT**

Color availability varies by location. Please contact your local dealer to confirm pricing and availability.





# *Tie in an* ACCENT

**Consider adding an accent to your project. Choose from a variety of Inlay & Border styles, or make one of our Circle Kits your focal point. These products make the perfect finishing touch for driveways, seating areas and much more.**

*Granite City Blend*



# Old Vienna with paver-shield™



*Raven*

Rustic antique clay brick surface. Borders come to life with this aesthetic inlay.

	WIDTH	LENGTH	THICKNESS	SF/PALLET	PCS/PALLET	LBS/PALLET
<b>A</b>	2 $\frac{3}{8}$ "	7 $\frac{1}{2}$ "	2 $\frac{3}{8}$ "	55	425	1,554



AUTUMN BLEND\*



BROWN



FIRE ISLAND BLEND



RAVEN\*



# The Mosaic



*Granite City Blend*

Like the artwork it's named after, these multi-sized, irregular shapes of textured stone create a whimsical, striking border, path, or accent.

	WIDTH	LENGTH	THICKNESS	SF/PALLET	PCS/PALLET	LBS/PALLET
<b>A</b>	4 $\frac{1}{4}$ "	5 $\frac{3}{4}$ "	2 $\frac{3}{8}$ "	101	576	2,126
<b>B</b>	4 $\frac{1}{4}$ "	3 $\frac{1}{8}$ "	2 $\frac{3}{8}$ "			
<b>C</b>	4 $\frac{1}{4}$ "	4 $\frac{3}{4}$ "	2 $\frac{3}{8}$ "			
<b>D</b>	4 $\frac{1}{4}$ "	2 $\frac{7}{8}$ "	2 $\frac{3}{8}$ "			

Sizes not sold separately



CHARCOAL



GRANITE CITY BLEND



GRAPHITE PEARL BLEND\*



OYSTER BLEND\*



RAVEN\*



**NEW!**



# The Montauk



*Granite City Blend*

Multi-sized, irregular shapes with a textured surface and textured edges. Makes a stunning accent and is just as beautiful on its own. No spacer lugs.

	WIDTH	LENGTH	THICKNESS	SF/PALLET	PCS/PALLET	LBS/PALLET
<b>A</b>	2 3/4"	3 1/4"	2 3/8"			
<b>B</b>	2 3/4"	4"	2 3/8"			
<b>C</b>	3 1/4"	4"	2 3/8"	65	630	1,663
<b>D</b>	3 5/8"	4"	2 3/8"			
<b>E</b>	4"	4"	2 3/8"			

Sizes not sold separately



CHARCOAL



GRANITE CITY BLEND



OYSTER BLEND\*



RAVEN\*



*Oyster Blend*



# Euro Cobble



*Raven*

Add an artistic touch to your hardscape design that has a classic old European look.

	WIDTH	LENGTH	THICKNESS	PCS/SF	SF/PALLET	PCS/PALLET	LBS/PALLET
<b>A</b>	6"	9"	2 3/8"	3	113	300	2,982



BROWN



GRANITE CITY BLEND



RAVEN\*

*Golden Brown Blend*

# Edgestone



Decorative solution for use around walkways, patios and gardens.

	WIDTH	LENGTH	THICKNESS	LF/PALLET	PCS/PALLET	LBS/PALLET
<b>A</b>	4"	10"	7 1/2"	100	120	2,695



ADOBE BLEND



GOLDEN BROWN BLEND



GRANITE CITY BLEND



Westchester Blend



# Rustico Circle

You can mix in a Rustico Circle with other paver styles or use it with Rustico pavers to create incredible designs. This 10-ring with center circle kit makes a beautiful 10'4" circle with a dimpled surface texture.

	PCS/PALLET	SIZE	SF/PALLET	LAYERS/PALLET	LBS/PALLET
<b>A</b>	10				
<b>B</b>	20				
<b>C</b>	20	Kit Makes 10'4" Circle	86.5	10	2,842
<b>D</b>	220				
<b>E</b>	320				
<b>F</b>	10				

Sizes not sold separately



**Also available in the following:  
(color swatches on pg. 142-145)**

- Adobe Blend
- Autumn Blend\*
- Crab Orchard Blend\*
- Fire Island Blend
- Golden Brown Blend
- Marble Blend\*



BROWN



CHARCOAL



GRANITE CITY BLEND



OYSTER BLEND\*



RAVEN\*



WESTCHESTER BLEND



# Ridge Circle

Graceful curves and a stone texture make this circle kit a favorite for patios and driveways. Large oversized pieces, with 6 rings plus a center stone, all with a ridge, to complement any of our Ridge products.

	PCS/PALLET	SIZE	SF/PALLET	LAYERS/PALLET	LBS/PALLET
<b>A</b>	9				
<b>B</b>	9				
<b>C</b>	18	Kit Creates 11' Circle (7 Rings)	95	10	3,143
<b>D</b>	135				
<b>E</b>	72				

Sizes not sold separately



*Granite City Blend*



CAPPUCCINO BLEND\*



CHESAPEAKE BLEND\*



GRANITE CITY BLEND



GRAPHITE PEARL BLEND\*



OCEANIC BLUE\*



PENNSYLVANIA BLUE\*\*



RAVEN\*



SOUTH BAY BLEND\*



TRAVERTINA\*



WESTCHESTER BLEND

Also available in the following:  
(color swatches on pg. 142-145)

Adobe Blend  
Autumn Blend\*  
Crab Orchard Blend\*

Golden Brown Blend  
Marble Blend\*  
Oyster Blend\*







*Charcoal*

# Sante-Euro® Circle

Circle designs with sweeping curves are all possible with the stunning Sante-Euro® Circle Kit. A beautiful way to enhance your walkway, patio or driveway.

	PCS/PALLET	SIZE	SF/PALLET	LAYERS/PALLET	LBS/PALLET
<b>A</b>	9	Kit Creates 10' Circle	76	9	2,126
<b>B</b>	27				
<b>C</b>	288				
<b>D</b>	360				

Sizes not sold separately



CHARCOAL



GOLDEN BROWN BLEND



GRANITE CITY BLEND



OYSTER BLEND\*



RAVEN\*



WESTCHESTER BLEND



# Old Town Flagstone Circle



A complete circle pack on a pallet! Naturally aged and textured surface with an authentic character of reclaimed flagstone, in circular design with stone cut edges.

	PCS/PALLET	SIZE	THICKNESS	SF/PALLET	LBS/PALLET
<b>A</b>	4	Kit Creates 9' Circle	1½"	64	1,100
<b>B</b>	16				
<b>C</b>	16				
<b>D</b>	16	13'	1½"	69	1,200

Size D sold separately as a large circle extension



BLUESTONE



GIRONDE\*



MOCHA



YORK BROWN



*Gironde*

# Old Town Flagstone Quartered Square

This classic design features a series of rectangular bands of slabs running out from a single central unit and radial lines that provide a quartered effect.

	PCS/PALLET	SIZE	THICKNESS	SF/PALLET	LBS/PALLET
<b>A</b>	1	Kit Creates 9' x 9' Square	1½"	81	1,424
<b>B</b>	16				
<b>C</b>	24				

Sizes not sold separately



BLUESTONE



GIRONDE\*



MOCHA



YORK BROWN



*Bluestone*



# ENVIRONMENTAL *pavers*

*Granite City Blend*

**Going green was never so easy or cost-efficient. Nicolock's environmental pavers work with nature to provide visually appealing pavement options, plus the bonus of storm water management.**

**Available in a range of attractive colors, textures and styles, our environmental paver collection comes with ADA-compliant joint openings and is designed to filter rainwater safely back into the ground.**



# Eco-Ridge 80MM



An oversized brick shape with a slightly textured riven surface. Slightly chamfered edges with a 13% open surface area. Joint opening is compliant with the Americans with Disabilities Act. (ADA)

	WIDTH	LENGTH	THICKNESS	SF/PALLET	PCS/PALLET	LBS/PALLET
<b>A</b>	4¾"	9½"	3⅛"	100	320	3,389



GRANITE CITY BLEND



OYSTER BLEND\*



# SF-Rima®



A square shape and flat surface give these pavers a contemporary look. Chamfered edges give them a real stone feel. 10% open surface area and joint opening make these stones compliant with the Americans with Disabilities Act. (ADA)

	WIDTH	LENGTH	THICKNESS	SF/PALLET	PCS/PALLET	LBS/PALLET
<b>A</b>	8"	8"	3⅛"	91	192	3,218



GOLDEN BROWN BLEND



GRANITE CITY BLEND







# Eco-Tre

Textured, chamfered edges give these pavers an authentic, stone feel yet provide a 10% open surface area and joint opening that is compliant with the Americans with Disabilities Act. (ADA)

	WIDTH	LENGTH	THICKNESS	SF/PALLET	PCS/PALLET	LBS/PALLET
<b>A</b>	8½"	5½"	3⅛"			
<b>B</b>	8½"	8½"	3⅛"	96	160	3,284
<b>C</b>	8½"	14¼"	3⅛"			

Sizes not sold separately



ADOBE BLEND



GRANITE CITY BLEND



OYSTER BLEND\*



WESTCHESTER BLEND





# Checker Block<sup>®</sup>



Gives you the strength of concrete with steel reinforcement in areas where you wish to maintain a grassy look including overflow parking, service roads, tree pits and fire lanes. It is also ideal for stabilizing embankments along streams, rivers and lakes. 75% surface open area for excellent drainage.

	WIDTH	LENGTH	THICKNESS	SF/PALLET	PCS/PALLET	LBS/PALLET
<b>A</b>	24"	24"	4"	80	20	2,000



NATURAL



# Turfstone



Lattice concrete grid in rectangular pieces allows rainwater to gradually filter back into the soil. 40% flat, open surface area.

	WIDTH	LENGTH	THICKNESS	SF/PALLET	PCS/PALLET	LBS/PALLET
<b>A</b>	16"	24"	3 1/8"	93	35	2,100



NATURAL





# NICOSTONE *pavers*

Love the look and feel of real stone? Look no further than Nicostone. Offered in either free-form Grand Flagstone or an array of rectangular and square options, the look, durability and color-blending make Nicostone pavers a wildly-popular choice.

Nicostone pavers come with Cool Touch™ technology that reflects solar heat. Bye-bye burning feet!

*York Brown*







Natural stone appearance with a thermal, smooth finish and consistent texture. Sold as a patio pack or purchase sizes individually.



BLUESTONE



GIRONDE\*



MOCHA



YORK BROWN

# Thermal Finish Flagstone

	WIDTH	LENGTH	THICKNESS	SF/PALLET	PCS/PALLET	LBS/PALLET
<b>A</b>	12"	12"	1½"	6	6	1,175
<b>B</b>	12"	18"	1½"	18	12	
<b>C</b>	12"	24"	1½"	18	9	
<b>D</b>	18"	18"	1½"	5	2	
<b>E</b>	18"	24"	1½"	9	3	
<b>F</b>	24"	24"	1½"	12	3	

Patio Pack Specifications 68 sq. ft.

	WIDTH	LENGTH	THICKNESS	SF/PALLET	PCS/PALLET	LBS/PALLET
<b>A</b>	12"	12"	1½"	40	40	700
<b>B</b>	12"	18"	1½"	60	40	1,100
<b>C</b>	12"	24"	1½"	80	40	1,400
<b>D</b>	18"	18"	1½"	45	20	800
<b>E</b>	18"	24"	1½"	60	20	1,000
<b>F</b>	24"	24"	1½"	80	20	1,400

Individual Size Specifications








A uniquely attractive natural cleft texture with an Old World charm. Sold as a patio pack or purchase sizes individually.



**BLUESTONE**



**GIRONDE\***



**MOCHA**



**YORK BROWN**

# Natural Cleft Flagstone

	WIDTH	LENGTH	THICKNESS	SF/PALLET	PCS/PALLET	LBS/PALLET
<b>A</b>	12"	12"	1½"	6	6	1,175
<b>B</b>	12"	18"	1½"	18	12	
<b>C</b>	12"	24"	1½"	18	9	
<b>D</b>	18"	18"	1½"	5	2	
<b>E</b>	18"	24"	1½"	9	3	
<b>F</b>	24"	24"	1½"	12	3	

Patio Pack Specifications 68 sq. ft.

	WIDTH	LENGTH	THICKNESS	SF/PALLET	PCS/PALLET	LBS/PALLET
<b>A</b>	12"	12"	1½"	40	40	700
<b>B</b>	12"	18"	1½"	60	40	1,100
<b>C</b>	12"	24"	1½"	80	40	1,400
<b>D</b>	18"	18"	1½"	45	20	800
<b>E</b>	18"	24"	1½"	60	20	1,000
<b>F</b>	24"	24"	1½"	80	20	1,400

Individual Size Specifications







# Versailles Travertine

Sleek multi-sized rectangular shapes with a flat surface and natural travertine markings.



GIRONDE\*



MARBLE BLEND\*

	WIDTH	LENGTH	THICKNESS	SF/PALLET	PCS/PALLET	LBS/PALLET
<b>A</b>	8"	8"	1½"	64	16	1,051
<b>B</b>	8"	16"	1½"		18	
<b>C</b>	16"	16"	1½"		8	
<b>D</b>	16"	24"	1½"		8	
<b>E</b>	12"	24"	1½"	N/A	15	493
<b>F</b>	12"	12"	1½"	N/A	N/A	12
<b>G</b>	18"	18"	1½"	N/A	N/A	18

Sizes E, F & G sold separately



COPING

OUTSIDE CORNER

INSIDE CORNER (6" NOTCH)








# Grand Flagstone

Stunning natural stone texture and 15 unique shapes that replicate large, irregular flagstone. Fast installation with easy-to-install pattern. Uniform thickness with a comfortable end result. Multiple natural color blends are available.

	WIDTH	LENGTH	THICKNESS	SF/PALLET	SF/LAYER	LBS/PALLET
<b>A</b>	38"	42"	1¾"	90	11.25	2,000



BLUESTONE



MOCHA



YORK BROWN





# Old Town Flagstone



*York Brown*

A complete patio on a pallet! Naturally aged and textured surface with stone cut edges.

	WIDTH	LENGTH	THICKNESS	SF/PALLET	PCS/PALLET	LBS/PALLET
<b>A</b>	12"	12"	1½"	6	6	1,200
<b>B</b>	12"	18"	1½"	18	12	
<b>C</b>	12"	24"	1½"	18	9	
<b>D</b>	18"	18"	1½"	5	2	
<b>E</b>	18"	24"	1½"	9	3	
<b>F</b>	24"	24"	1½"	12	3	

Sizes not sold separately. Patio Pack 68 sq. ft.



BLUESTONE



GIRONDE\*



MOCHA



YORK BROWN





# *structural* WALLS

**Today, walls are not only functional but are distinctive focal points in numerous outdoor living and design projects. Whether it's a commercial or residential installation, you'll find the perfect wall in The Nicolock Wall Collection.**

**Get inspired by our endless color and style options to create an exceptionally attractive and functional wall system that will stand the test of time.**

*Oceanic Blue*



## Landscape Walls



*Granite City Blend*

Ideal for retaining, free-standing seat walls and many other outdoor living features

## Retaining Walls



*York Brown*

Walls built for earth retention-- suitable for residential or commercial installations

## Garden Walls



*Mocha*

Perfect for tree rings, edgings, garden borders and low retaining wall installations



Nicolock Walls are available in a variety of styles and include features designed for multiple applications. To help you select the best wall for your installation, please review the chart below. Additional information is included on each product page.

WALL STYLE	SYSTEM		CORNERS	WALL HEIGHTS*		ALIGNMENT	SETBACK	CORE	FEATURES	OUTDOOR LIVING KITS
				GRAVITY [+/-]	REINFORCED [+/-]					

LANDSCAPE WALLS										
Mini Colonial	4-Piece	N/A	Yes/Split	1.5'	N/A	Concrete Adhesive	Vertical	Solid	Double Sided	N/A
5" Colonial	4-Piece	Yes	Yes/Split	2.5'	6'	Tongue & Groove	Vertical or 1.5"	Solid	Double Sided	N/A
6" Colonial	4-Piece	N/A	Yes/Split	1.5'	N/A	Concrete Adhesive	Vertical	Solid	Double Sided	N/A
Verona	1-Piece	N/A	Yes	1.5'	N/A	Concrete Adhesive	Vertical	Solid	Double Sided	Yes
Stonegate®	3-Piece	Yes	Yes	2.5'	6'	Pin	Vertical or 1"	Solid	Double Sided	Yes
Claremont	2-Piece	N/A	Yes	1.5'	N/A	Concrete Adhesive	Vertical	Solid	Double Sided	N/A
Belvedere	6-Piece	Yes	Yes	2.0'	6'	Concrete Adhesive	1/2"	Solid	Double Sided	Yes
Kodah	4-Piece	Yes	Yes	2.5'	6'	Concrete Adhesive	3/4"	Solid	Double Sided	N/A

RETAINING WALLS										
Firma®	1-Piece	Yes	Yes	3.0'	12'	Tongue & Groove	3/4"	Solid	Single Sided	N/A
Alta	1-Piece	Yes	Yes	3.0'	12'	Rear Lip	1"	Hollow	Single Sided	N/A
Alta Pro	1-Piece	Yes	Yes	3.0'	40'	Rear Lip	1"	Hollow	Single Sided	N/A
Compac III	1-Piece	Yes	Yes	3.0'	40'	Pin	Near Vertical or 1"	Hollow	Single Sided	N/A
Outcropping	12-Piece	Yes	Yes	6'	15'	Shear Heel Lugs	14 Degrees	Solid	Single Sided	N/A
Redi-Rock®	Multi-Piece	Yes	Yes	25'	60'	Knob & Groove	0, 1, 5, 27½ & 43 Degree options	Solid & Hollow	Single, Double or Triple Sided	N/A

GARDEN WALLS										
Serafina	1-Piece	N/A	N/A	1.5'	N/A	Concrete Adhesive	Vertical	Solid	Double Sided	Yes
Mountain Block	2-Piece	N/A	N/A	1.5'	N/A	Concrete Adhesive	Vertical or 1"	Solid	Single Sided	N/A
Garden Wall	1-Piece	N/A	N/A	1.5'	N/A	Rear Lip	1"	Solid	Single Sided	N/A

\*Wall heights shown are intended as a guide and not for construction purposes. **Note:** Gravity walls rely on unit weight and unit set-back to retain soils. Reinforced walls rely on unit weight, unit set-back and geogrid to retain and stabilize soils.



The symbol signifies that this product is suitable for building elevated wall heights using geogrid reinforcement or other design methods. Consult a licensed engineer for design assistance.





*Mocha*

# Belvedere Wall

A Belvedere Wall provides the rich texture of quarried stone for an organic finish without the expense. Create warm, rustic silhouettes with our Belvedere wall.



**ROSETTA**  
By Nicolock



BLUESTONE



MOCHA



YORK BROWN

	HEIGHT	WIDTH	DEPTH	SF/PALLET	PCS/PALLET	LBS/PALLET
<b>A</b>	3"	18"	9"	27	12	2,475
<b>B</b>	6"	18"	9"		12	
<b>C</b>	3"	12"	9"		12	
<b>D</b>	6"	12"	9"		12	
<b>E</b>	3"	6"	9"		12	
<b>F</b>	6"	6"	9"		12	

Sizes not sold separately







*Granite City Blend*

# 6" Colonial Wall

The Colonial Wall System features a distinctive double-sided face, hard-split finish. You can build the 3" or 6" wall individually or combine them for added dimension. There is also a prepackaged Colonial Pier to add the finishing touch to your wall.

	HEIGHT	WIDTH	DEPTH	SF/PALLET	PCS/PALLET	LBS/PALLET
<b>A</b>	6"	16"	9"	35	15	4,068
<b>B</b>	6"	12"	9"		25	
<b>C</b>	6"	9"	9"		25	
<b>D</b>	6"	16"	9"		10	

Sizes not sold separately



CORNER PIECE



CAPPUCCINO BLEND



CHESAPEAKE BLEND\*



GRANITE CITY BLEND



GRAPHITE PEARL BLEND\*



HUDSON VALLEY BLEND



SOUTH BAY BLEND



TRAVERTINA\*



WESTCHESTER BLEND

Also available in the following:  
(color swatches on pg. 146-147)

- Adobe Blend
- Bluestone\*
- Crab Orchard Blend
- Fire Island Blend
- Golden Brown Blend
- Oyster Blend





## 5" Colonial Wall

The Colonial Wall System features a distinctive double-sided face, hard-split finish. The tongue and groove locking mechanism will ensure a solid connection and helps facilitate rapid installation. There is also a prepackaged Colonial Pier to add the finishing touch to your wall.

	HEIGHT	WIDTH	DEPTH	SF/PALLET	PCS/PALLET	LBS/PALLET
<b>A</b>	5"	16"	9"	35	18	3,548
<b>B</b>	5"	12"	9"		30	
<b>C</b>	5"	9"	9"		30	
<b>D</b>	5"	16"	9"		12	

Sizes not sold separately



CHESAPEAKE BLEND\*



GRANITE CITY BLEND



TRAVERTINA\*



WESTCHESTER BLEND

Also available in the following:  
(color swatches on pg. 146-147)

- Adobe Blend
- Bluestone\*
- Crab Orchard Blend
- Fire Island Blend
- Golden Brown Blend
- Oyster Blend







*Graphite Pearl Blend*

# Mini Colonial Wall

The Colonial Wall System features a distinctive double-sided face, hard-split finish. You can build the 3" or 6" wall individually or combine them for added dimension. There is also a prepackaged Colonial Pier to add the finishing touch to your wall.

	HEIGHT	WIDTH	DEPTH	SF/PALLET	PCS/PALLET	LBS/PALLET
<b>A</b>	3"	16"	9"	35	30	3,921
<b>B</b>	3"	12"	9"		50	
<b>C</b>	3"	9"	9"		50	
<b>D</b>	3"	16"	9"		20	

Sizes not sold separately



**CAPPUCCINO BLEND**



**CHESAPEAKE BLEND\***



**GRANITE CITY BLEND**



**GRAPHITE PEARL BLEND\***



**SOUTH BAY BLEND**



**TRAVERTINA\***



**WESTCHESTER BLEND**

**Also available in the following:  
(color swatches on pg. 146-147)**

- Adobe Blend
- Bluestone\*
- Crab Orchard Blend
- Fire Island Blend
- Golden Brown Blend
- Oyster Blend






*Chesapeake Blend*

# Verona Wall

The Verona Wall's antiqued, double-sided finish mirrors the look of natural stone. It's a versatile wall to construct almost any outdoor feature including free-standing walls, steps, outdoor kitchens and fireplaces. You can also build Verona Piers to complement your wall.

	HEIGHT	WIDTH	DEPTH	PCS/SF	SF/PALLET	PCS/PALLET	LBS/PALLET
<b>A</b>	4"	12"	8"	3	32	96	2,650



**CHESAPEAKE BLEND\***



**GRANITE CITY BLEND**



**GRAPHITE PEARL BLEND\***



**OCEANIC BLUE\***



**SOUTH BAY BLEND**



**TRAVERTINA\***



**WESTCHESTER BLEND**

Verona Wall Contemporary also available with smooth edges. \*See image above.

**Also available in the following:  
(color swatches on pg. 148-149)**

Adobe Blend  
Bluestone\*  
Charcoal

Crab Orchard Blend  
Golden Brown Blend  
Oyster Blend





*Graphite Pearl Blend*

# Stonegate<sup>®</sup> Contemporary Wall

The 3-piece Stonegate<sup>®</sup> Contemporary Wall System features a unique, modern contemporary finish on three sides. It's offered in three face lengths and has a matching cap. Specialized pin system allows vertical to 1" setback.

	HEIGHT	WIDTH	DEPTH	SF/PALLET	PCS/PALLET	LBS/PALLET
<b>A</b>	6"	16"/14"	10"	30	60	2,623
<b>B</b>	6"	12"/10"	10"			
<b>C</b>	6"	6"/4"	10"			
<b>D</b>	3"	12"/10"	11"	66 LF	72	2,033



Size D sold separately



CHESAPEAKE BLEND\*



GRANITE CITY BLEND



GRAPHITE PEARL BLEND\*



OCEANIC BLUE\*



SOUTH BAY BLEND



TRAVERTINE\*



WESTCHESTER BLEND



Made in New York, additional freight rates may apply.

Also available in the following:  
(color swatches on pg. 148-149)

- Adobe Blend
- Bluestone\*
- Charcoal
- Crab Orchard Blend
- Golden Brown Blend
- Oyster Blend





*Mocha*

# Claremont Wall


Linear, horizontal proportions evoke a contemporary yet classic stone appearance. Each unit is finished on both the front and back surfaces, allowing for both freestanding and retaining walls. Crisp, chiseled stone texture is indistinguishable from natural-shaped, limestone drywall.

	HEIGHT	WIDTH	DEPTH	SF/PALLET	PCS/PALLET	LBS/PALLET
<b>A</b>	4"	24"	8"	29	25	2,800
<b>B</b>	4"	18"	8"	40	25	2,200
<b>C</b>	4"	22"	8"	40	40	2,200

Size C sold separately



BLUESTONE



MOCHA



YORK BROWN

**ROSETTA**  
By Nicolock





*Bluestone*

# Kodah Wall

Kodah Wall is a one-of-a-kind large scale retaining wall system. Its modern, linear proportions combined with its rough, quarried stone texture make it perfect for a variety of applications. The Kodah Wall also makes it easier than ever to provide you with the big block look without the over-the-top installation costs.

	HEIGHT	WIDTH	DEPTH	SF/PALLET	PCS/PALLET	LBS/PALLET
<b>A</b>	6"	42"	10½"	21	6	2,400
<b>B</b>	6"	30"	10½"		3	
<b>C</b>	6"	21"	10½"		6	
<b>D</b>	6"	12"	10½"		3	
<b>E</b>	6"	21"	10½"	31½	24	2,400

Size E sold separately



CORNER SOLD SEPARATELY



**BLUESTONE**



**MOCHA**



**YORK BROWN**



**ROSETTA**  
By Nicolock





# Alta Wall

Alta Wall is a versatile wall for everyday landscape applications. Its tapered design simplifies installation of inside and outside curves so you can design with freedom. The hollow core design and rear lip connection make this wall system a go-to system for professionals.

	HEIGHT	WIDTH	DEPTH	PCS/SF	SF/PALLET	PCS/PALLET	LBS/PALLET
<b>A</b>	6"	16"	12"	1.5	26.6	40	1,962
<b>B</b>	6"	8"	12"	2	24	48	2,164

Sizes sold separately



ADOBE BLEND



FIRE ISLAND BLEND



GOLDEN BROWN BLEND



GRANITE CITY BLEND



TRAVERTINA\*



WESTCHESTER BLEND



# Alta Pro Wall



A taller version of our beautiful Alta Wall, this system helps landscape and hardscape professionals create stunning outdoor living spaces with structural integrity.

	HEIGHT	WIDTH	DEPTH	PCS/SF	SF/PALLET	PCS/PALLET	LBS/PALLET
<b>A</b>	8"	18"	12"	1	40	40	2,404
<b>B</b>	8"	18"	9"	1	32	32	2,509

Sizes sold separately

**A**



**B**



CORNER SOLD SEPARATELY



ADOBE BLEND



FIRE ISLAND BLEND



GOLDEN BROWN BLEND



GRANITE CITY BLEND



GRAPHITE PEARL BLEND\*



HUDSON VALLEY BLEND



TRAVERTINA\*



WESTCHESTER BLEND

*Granite City Blend*





# Firma Wall

The Firma® Wall is a segmental retaining wall with a natural split-face texture. Its classic line complements any natural or architectural landscape. A solid block with tapered sides, this wall system combines rich color, form and function into your project.

	HEIGHT	WIDTH	DEPTH	PCS/SF	SF/PALLET	PCS/PALLET	LBS/PALLET
<b>A</b>	6"	16"	12"	1.5	26.6	40	3,187



ADOBE BLEND



CRAB ORCHARD BLEND



GOLDEN BROWN BLEND



GRANITE CITY BLEND



OYSTER BLEND



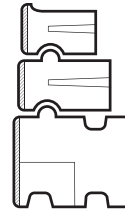
**NEW!** **REDI-ROCK**<sup>®</sup>

# WALL SOLUTIONS

Gravity, reinforced, hybrid, and freestanding walls come together to create optimized solutions.

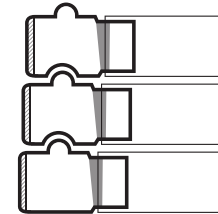
## GRAVITY RETAINING WALLS

- Build walls over 20 feet tall
- Reduce excavation and use a smaller footprint without geogrid
- Install quickly with a machine and small crew



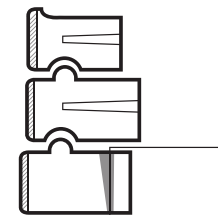
## REINFORCED RETAINING WALLS

- Build walls over 50 feet tall
- Eliminate geogrid connection failures with positive connection blocks
- Support heavy live loads



## HYBRID WALLS

- Blend gravity and reinforced sections
- Combine precast modular blocks with cast-in-place
- Maintain seamless appearance



## FREESTANDING WALLS

- Integrate parapets with other walls seamlessly
- Build stand-alone structures
- Create great looking results with texture on multiple sides





# REDI-ROCK TEXTURE: LEDGESTONE

Redi-Rock LedgeStone blocks, available in four natural colors, give projects a random, stacked stone look. Because they're made using architectural-grade precast concrete, the depth and level of detail in the texture is outstanding.



## LedgeStone Block Specifications

- Trapezoidal shape allows convex and concave radii
- 5.5 inch deep texture
- Rich formulated colors to mimic the look of natural stone
- Ten individual face molds offer up to 115 square feet of non-repeating patterns
- Wet-cast concrete gives a greater level of detail and durability



BLUESTONE



MOCHA



PEWTER



YORK BROWN



*York Brown*




# Outcropping

*Mocha*



BLUESTONE



MOCHA



YORK BROWN

With this large rock landscaping look, your new retaining wall, stairs or poolscapes will stand out among your neighbors. Get the look you want without sacrificing the structurally sound solution you need.

### Pallet A

	HEIGHT	WIDTH	DEPTH	SF/PALLET	PCS/PALLET	LBS/PALLET
<b>A</b>	12"	42"	24"/20"	18	4	4,000
<b>B</b>	12"	48"	24"/20"			
<b>C</b>	12"	60"	24"/20"			
<b>D</b>	12"	66"	24"/20"			

Sizes not sold separately



### Pallet B

	HEIGHT	WIDTH	DEPTH	SF/PALLET	PCS/PALLET	LBS/PALLET
<b>A</b>	6"	24"	24"/20"	18	6	4,000
<b>B</b>	6"	36"	24"/20"			
<b>C</b>	6"	48"	24"/20"			
<b>D</b>	12"	36"	24"/20"			
<b>E</b>	12"	54"	24"/20"			
<b>F</b>	12"	72"	24"/20"			

Sizes not sold separately



### Pallet C

	HEIGHT	WIDTH	DEPTH	SF/PALLET	PCS/PALLET	LBS/PALLET
<b>A</b>	6"	24"	24"/20"	18	4	4,000
<b>B</b>	6"	36"	24"/20"			
<b>C</b>	18"	60"	24"/20"			
<b>D</b>	24"	48"	24"/20"			

Sizes not sold separately



### Corners

	CORNERS	HEIGHT	WIDTH	DEPTH	PCS/PALLET	LBS/PALLET
<b>A</b>	6" CORNER	6"	39"	27"	1-6	489
<b>B</b>	12" CORNER	12"	48"	30"	1-4	1,222

Sizes sold separately







*Granite City Blend*



# Keystone<sup>®</sup> Compac III Straight Split

The Compac III's shape allows for tight radius curves and vertical core alignments. This wall can do it all with vertical or battered setback construction options. With triangular-shaped receiving holes, construction adjustments are simplified. Natural stone appearance and rich colors complement any setting.

	HEIGHT	WIDTH	DEPTH	PCS/SF	SF/PALLET	PCS/PALLET	LBS/PALLET
<b>A</b>	8"	18"	12"	1	40	40	2,417



ADOBE BLEND



FIRE ISLAND BLEND



GOLDEN BROWN BLEND



GRANITE CITY BLEND

**1/2" x 5 1/4"**  
**Fiberglass**  
**Alignment Pins**



SOLD SEPARATELY

Made in New York, additional freight rates may apply.





*York Brown*

# Mountain Block

Mountain Block's single-sided face provides a unique stone texture with its 4" x 12" wall face. Solid block makes this system structurally sound for walls with a maximum height of 36". Its organic design stylishly connects your home to its natural surroundings. Nicolock's Rockface Multi-Cap can be used to add the finishing touch to a great outdoor setting.

	HEIGHT	WIDTH	DEPTH	SF/PALLET	PCS/PALLET	LBS/PC	LBS/PALLET
<b>A</b>	4"	12"	8"	16	48	28	1,360
<b>B</b>	4"	12"	8"	16	24	32	775

Sizes sold separately



CORNER SOLD SEPARATELY



**BLUESTONE**



**MOCHA**



**YORK BROWN**

**ROSETTA**  
By Nicolock





*Fire Island Blend*


# Serafina Wall

The Serafina Wall's trapezoid shape and split face on two sides makes it a multifaceted solution for many hardscape applications. From straight and curved walls, single or two-sided borders for your garden, Serafina is a great option where walls less than three feet high are required. Available in colors for every home.

	HEIGHT	WIDTH	DEPTH	PCS/SF	SF/PALLET	PCS/PALLET	LBS/PALLET
<b>A</b>	4"	10"/6"	9"	3.5	17	60	1,519



GRANITE CITY BLEND



GRAPHITE PEARL BLEND\*



TRAVERTINA\*



WESTCHESTER BLEND

**Also available in the following:  
(color swatches on pg. 146-147)**

- Adobe Blend
- Bluestone\*
- Crab Orchard Blend
- Fire Island Blend
- Golden Brown Blend
- Oyster Blend





*Charcoal*

# Garden Wall

A pleasing 4"x12" garden wall with straight lines and a rear lip connection. This single-sided wall has tapered lines and is perfect for small applications in straight or serpentine walls.

	HEIGHT	WIDTH	DEPTH	PCS/SF	SF/PALLET	PCS/PALLET	LBS/PALLET
<b>A</b>	4"	12"	8"	3.5	36	108	1800



GRANITE CITY BLEND



TRAVERTINA\*



WESTCHESTER BLEND

**Also available in the following:  
(color swatches on pg. 146-147)**

- Adobe Blend
- Charcoal
- Fire Island Blend
- Golden Brown Blend



# PIERS, COPING, CAPS & STEPS



**Nicolock's Piers and Caps provide a decorative finishing touch to any wall system. Choose from a variety of styles and vivid colors to complement your outdoor project.**

*Bluestone*





*Travertina*

## Mini Colonial Pier

**Buils Per Pallet:**

One: 24" x 24" x 60" high pier  
Two: 24" x 24" x 30" high piers



HEIGHT	WIDTH	DEPTH	SF/PALLET	PCS/PALLET	LBS/PALLET
3"	14¾"	9"	40	80	2,620

**Also available in the following:**  
(color swatches on pg. 146-147)

- Adobe Blend
- Fire Island Blend
- Bluestone\*
- Golden Brown Blend
- Crab Orchard Blend
- Oyster Blend



*Golden Brown Blend*

## 5" Colonial Pier

**Buils Per Pallet:**

One: 24" x 24" x 70" high pier  
Two: 24" x 24" x 35" high piers



HEIGHT	WIDTH	DEPTH	SF/PALLET	PCS/PALLET	LBS/PALLET
5"	14¾"	9"	46.6	56	2,849



*Granite City Blend*

## 6" Pier

You can also use our 6" and 8" corners to create piers.

**Buils Per Pallet:**

One: 20" x 20" x 72" H pier  
Two: 20" x 20" x 36" H piers



HEIGHT	WIDTH	DEPTH	SF/PALLET	PCS/PALLET	LBS/PALLET
6"	8"	12"	24	48	2,164

**8" Corner**

**Buils Per Pallet:**

One: 27" x 27" x 64" H pier  
Two: 27" x 27" x 32" H piers



HEIGHT	WIDTH	DEPTH	SF/PALLET	PCS/PALLET	LBS/PALLET
8"	18"	9"	32	32	2,509



**CAPPUCCINO BLEND**  
(Mini & 6" only)



**CHESAPEAKE BLEND\***



**GRANITE CITY BLEND**



**GRAPHITE PEARL BLEND\***  
(Mini & 6" only)



**SOUTH BAY BLEND**  
(Mini & 6" only)



**TRAVERTINA\***



**WESTCHESTER BLEND**



# Verona Pier



*South Bay Blend*

### Builds Per Pallet:

Two: 20" x 20" x 48" high piers

HEIGHT	WIDTH	DEPTH	SF/PALLET	PCS/PALLET	LBS/PALLET
4"	12"	8"	32	96	2,739



Also available in the following:  
(color swatches on pg. 148-149)

- Adobe Blend
- Crab Orchard Blend
- Bluestone\*
- Golden Brown Blend
- Charcoal
- Oyster Blend



CHESAPEAKE BLEND\*



GRANITE CITY BLEND



GRAPHITE PEARL BLEND\*



OCEANIC BLUE\*



SOUTH BAY BLEND



TRAVERTINA\*




WESTCHESTER BLEND

# Stonegate® Contemporary Pier



*Graphite Pearl Blend*

  
 1/2" x 4 3/4" Shouldered Pins  
 SOLD SEPARATELY  
 Made in New York,  
 additional freight  
 rates may apply.

### Builds Per Pallet:

One: 20" x 20" x 60" high pier or One: 30" x 30" x 30" high pier or Two: 20" x 20" x 30" high piers


	HEIGHT	WIDTH	DEPTH	SF/PALLET	PCS/PALLET	LBS/PALLET
<b>A</b>	6"	16"/14"	10"			
<b>B</b>	6"	12"/10"	10"	30	60	2,800
<b>C</b>	6"	6"/4"	10"			
<b>D</b>	3"	12"/10"	11"	66 LF	72	2,033

Size D sold separately



CAP SOLD SEPARATELY





## Belvedere Pier

Corner blocks are used to build the pier; multiple textures provide a random look for your finished project. The matching cap provides the finishing touch as well as additional landscape lighting possibilities. Pier Cap sold separately.

### **Builds Per Pallet (corner units):**


One: 24" x 24" x 36" high pier

	HEIGHT	WIDTH	DEPTH	SF/PALLET	PCS/PALLET	LBS/PALLET
<b>A</b>	3"	15"	9"	24	16	1,520
<b>B</b>	6"	15"	9"		16	



Cap: 2½" x 27" x 27"

**ROSETTA**  
By Nicolock



BLUESTONE



MOCHA



YORK BROWN



## Claremont Pier

Chiseled, finished corner blocks are used to build the pier. The matching cap provides the finishing touch as well as additional lighting possibilities. Pier Cap sold separately.

### **Builds Per Pallet (corner units):**


One: 30" x 30" x 40" high pier

	HEIGHT	WIDTH	DEPTH	SF/PALLET	PCS/PALLET	LBS/PALLET
	4"	22"	8"	33	40	2,200



Cap: 3" x 34" x 34"

**ROSETTA**  
By Nicolock



BLUESTONE



MOCHA



YORK BROWN



## Kodah Pier

Corner blocks are used to build the pier. The cap provides the finishing touch as well as additional landscape lighting possibilities. Pier Cap sold separately.

### **Builds Per Pallet (corner units):**

One: 32" x 32" x 36" high pier

	HEIGHT	WIDTH	DEPTH	SF/PALLET	PCS/PALLET	LBS/PALLET
	6"	21"	10½"	31.5	24	2,400



Cap: 3" x 34" x 34"

**ROSETTA**  
By Nicolock



BLUESTONE



MOCHA



YORK BROWN



# Nantucket Pre Built Pier



*Ny. Bluestone*

Easy to install, makes one pier. Pier Cap sold separately.

QTY	HEIGHT	WIDTH	DEPTH	LBS/PALLET
1 Pier	35"	24"	24"	250
1 Pier	35"	30"	30"	350

## TEXTURE:



LEDGE STONE

## CHOOSE YOUR COLOR:



BISCOTTI TAN



MOUNTAIN SLATE



NY BLUESTONE

# Pier Caps



*Bluestone*

A clean, chiseled stone edge providing a sturdy platform for additional landscape lighting.

HEIGHT	WIDTH	DEPTH
2½"	18"	18"
2½"	20"	20"
3"	24"	24"
3"	26"	26"
3"	27"	27"
3"	28"	28"
3"	30"	30"



BLUESTONE



BROWN



GIRONDE\*



YORK BROWN



# Linear Cap



*Charcoal*

Contemporary double-sided wall cap with clean lines and a slight chamfer.  
Perfect for pools, steps, or walls.

	HEIGHT	WIDTH	DEPTH	PCS/PALLET	LF/PALLET	LBS/PALLET
<b>A</b>	2 3/8"	18"	12"	42	63	1,800



# Stone Face Cap



*Charcoal*

Double-sided rustic wall cap with natural stone texture and a slight chamfer.  
Perfect for pools, steps, or walls.

	HEIGHT	WIDTH	DEPTH	PCS/PALLET	LF/PALLET	LBS/PALLET
<b>A</b>	2 3/8"	18"	12"	42	63	1,800





# Multi Cap



*Granite City Blend*

Features a hard-split face design on one edge. Suitable for single-sided walls but also compatible with all Nicolock Walls.

	HEIGHT	WIDTH	DEPTH	PCS/PALLET	LF/PALLET	LBS/PALLET
<b>A</b>	3"	16"	12"	64	85	2,744



GRANITE CITY BLEND



TRAVERTINA\*



WESTCHESTER BLEND

Also available in the following:  
(color swatches on pg. 146-147)

Adobe Blend  
Charcoal  
Crab Orchard Blend  
Fire Island Blend

Golden Brown Blend  
Hudson Valley Blend  
Oyster Blend

# Colonial Cap



*Travertina*

Offered in a hard-split rock face finish on two sides. Corners can be split into trapezoid shapes suitable for Colonial Wall Systems, but also compatible with any Nicolock Wall.

	HEIGHT	WIDTH	DEPTH	LF/PALLET	PCS/PALLET	LBS/PALLET
<b>A</b>	3"	9"	12½"		40	
<b>B</b>	3"	12"	12½"		40	
<b>C</b>	3"	15"	12½"	108	20	3,766
<b>D</b>	3"	15"	12½"		20	

Sizes not sold separately



CAPPUCCINO BLEND



CHESAPEAKE BLEND\*



GRANITE CITY BLEND



GRAPHITE PEARL BLEND\*



SOUTH BAY BLEND



TRAVERTINA\*



WESTCHESTER BLEND

Also available in the following:  
(color swatches on pg. 146-147)

Adobe Blend  
Bluestone\*  
Crab Orchard Blend  
Fire Island Blend  
Golden Brown Blend  
Hudson Valley Blend  
Oyster Blend



# Coastal Cap

**NEW!**



Features a smooth texture on two sides with a rounded front. Rectangular shapes and available in two depths. Can be cut for corners. Perfect for walls, steps and pool coping.

## Coastal Cap

	HEIGHT	WIDTH	DEPTH	LF/PALLET	PCS/PALLET	LBS/PALLET
<b>A</b>	2 $\frac{3}{8}$ "	24"	12"	96	48	2,700



## Coastal Cap Plus

	HEIGHT	WIDTH	DEPTH	LF/PALLET	PCS/PALLET	LBS/PALLET
<b>A</b>	2 $\frac{3}{8}$ "	24"	14"	64	32	2,115



*Granite City Blend*



BROWN



CAPPUCCHINO BLEND\*



CHARCOAL



CHESAPEAKE BLEND\*



GRANITE CITY BLEND



GRAPHITE PEARL BLEND\*



OCEANIC BLUE\*



PENNSYLVANIA BLUE\*\*



RAVEN\*



SOUTH BAY BLEND\*



TRAVERTINA\*




WESTCHESTER BLEND

Also available in the following:  
(color swatches on pg. 148-149)

- Adobe Blend
- Autumn Blend\*
- Crab Orchard Blend\*
- Golden Brown Blend
- Marble Blend\*
- Oyster Blend\*



# Rockface Multi Cap



Features cast stone texture on two sides. Trapezoid shapes and available in two depths. Compatible with all Nicolock walls.

## Rockface Multi Cap

	HEIGHT	WIDTH	DEPTH	LF/PALLET	PCS/PALLET	LBS/PALLET
<b>A</b>	2"	9"	11½"	11	14	1,200
<b>B</b>	2"	12"	11½"	14	14	
<b>C</b>	2"	15"	11½"	18	14	
<b>D</b>	2"	15"	11½"	5	4	

Sizes not sold separately. Combined 42 LF



## Rockface Multi Cap Grande

	HEIGHT	WIDTH	DEPTH	LF/PALLET	PCS/PALLET	LBS/PALLET
<b>A</b>	2"	9"	14"	11	14	1,400
<b>B</b>	2"	12"	14"	14	14	
<b>C</b>	2"	15"	14"	18	14	
<b>D</b>	2"	15"	14"	5	4	

Sizes not sold separately. Combined 42 LF



# Dimensional Coping



Features chiseled stone texture on two sides. Compatible with all Nicolock walls.

	HEIGHT	WIDTH	DEPTH	LF/PALLET	PCS/PALLET	LBS/PALLET
<b>A</b>	2½"	24"	12½"		18	500
<b>B</b>	2½"	18"	12½"	61	12	
<b>C</b>	2½"	19"	12½"		4	

Sizes not sold separately





# Belvedere Coping



Creates the rustic appearance of natural stone and complements our Belvedere Wall.

	HEIGHT	WIDTH	DEPTH	LF/PALLET	PCS/PALLET	LBS/PALLET
<b>A</b>	2¼"	6"	10¼"		24	
<b>B</b>	2¼"	12"	10¼"		12	
<b>C</b>	2¼"	18"	10¼"	66	6	1,550
<b>D</b>	2¼"	18"	10¼"		6 Left End Unit	
<b>E</b>	2¼"	18"	10¼"		10 Right End Unit	

ROSETTA  
By Nicolock



Sizes not sold separately

D & E (End Units) are useful for constructing corners/ends, finished on front, back, top and one side.



BLUESTONE



MOCHA



YORK BROWN

# Old Town Coping




Rectangular shapes and a dimpled surface give this coping a unique look. Textured edges add a special charm. No spacer lugs needed.

	HEIGHT	WIDTH	DEPTH	LF/PALLET	PCS/PALLET	LBS/PC	LBS/PALLET
<b>A</b>	1½"	18"	12"	30	20	30	600
<b>B</b>	1½"	19"	12"	30	20	30	600
<b>C</b>	1½"	12"	12"	N/A	N/A	12	N/A
<b>D</b>	1½"	18"	18"	N/A	N/A	18	N/A

Sizes sold separately



AUTUMN COTSWOLD



BLUESTONE



GIRONDE\*



MOCHA



YORK BROWN


# Versailles Coping



Flat surface with natural travertine markings. Fullnose on one side. Inside and outside corners available.

	HEIGHT	WIDTH	DEPTH	SF/PALLET	PCS/PALLET	LBS/PC	LBS/PALLET
<b>A</b>	1½"	24"	12"	30	15	-	493
<b>B</b>	1½"	12"	12"	N/A	N/A	12	N/A
<b>C</b>	1½"	18"	18"	N/A	N/A	18	N/A

Sizes sold separately



GIRONDE\*



MARBLE BLEND\*



# Rockface Treads



These treads have a chiseled stone edge treatment on three sides making them the perfect finishing touch to any wall, step or pool coping. A Thermal finish top surface gives them a smooth texture.

	HEIGHT	WIDTH	DEPTH	PCS/PALLET	LBS/PC	LBS/PALLET
<b>A</b>	2"	51"	14"	13	118	1,810
<b>B</b>	2"	64"	14"	13	147	2,245
<b>C</b>	2"	74"	14"	13	165	2,515

Sizes sold separately



BLUESTONE



BROWN



GIRONDE\*

# Thermal & Fullnose Treads



These classic treads offer a flamed or rounded stone edge treatment with a thermal finish top surface. Six sizes make it easy to fit your design. Perfect for walls, steps and pool coping.

	HEIGHT	WIDTH	DEPTH	PCS/PALLET	LBS/PC	LBS/PALLET
<b>A</b>	2"	48"	12"	15	96	1,490
<b>B</b>	2"	60"	12"	15	120	1,850
<b>C</b>	2"	72"	12"	15	143	2,200
<b>D</b>	2"	48"	14"	15	118	1,815
<b>E</b>	2"	60"	14"	15	147	2,250
<b>F</b>	2"	72"	14"	15	165	2,515

Sizes sold separately



BLUESTONE



BROWN



GIRONDE\*





*Chesapeake Blend*

## 6x12 Fullnose

Surround your pool or create sturdy steps. 6x12 Fullnose Pavers come in a wide variety of colors. Rectangular in shape and a smooth surface gives this coping a unique look. Rounded edges add a special charm. No spacer lugs needed.

	HEIGHT	WIDTH	DEPTH	PCS/LF	LF/PALLET	PCS/PALLET	LBS/PALLET
<b>A</b>	2 $\frac{3}{8}$ "	6"	12"	2	104	208	2,566

\*8x12 Fullnose available for special order in Charcoal & Granite City Blend



Also available in the following:  
(color swatches on pg. 142-145)

Adobe Blend	Golden Brown Blend
Autumn Blend*	Oyster Blend*
Crab Orchard Blend*	Red
Fire Island Blend	



BROWN



CAPPUCCINO BLEND\*



CHARCOAL



CHESAPEAKE BLEND\*



GRANITE CITY BLEND



GRAPHITE PEARL BLEND\*



OCEANIC BLUE\*



PENNSYLVANIA BLUE\*\*



RAVEN\*\*



SOUTH BAY BLEND\*



TRAVERTINA\*



WESTCHESTER BLEND



# Irregular Steps

ROSETTA  
By Nicolock



*York Brown*

Our Irregular Steps will give a magnificent appearance that's indistinguishable from natural stone. They have a uniform rise that is both safe and comfortable. Irregular sizes lend a rustic sophistication to your landscape.

	HEIGHT	WIDTH	DEPTH	UNITS/BUNDLE	LBS/PC	LBS/PALLET
<b>A</b>	7"	54"	24"	6	458	2,962
<b>B</b>	7"	60"	24"		600	
<b>C</b>	7"	42"	17"		349	
<b>D</b>	7"	48"	28"		567	
<b>E</b>	7"	42"	26"		476	
<b>F</b>	7"	48"	24"		512	

Sizes not sold separately



BLUESTONE



MOCHA



YORK BROWN

# Roma Step



*Granite City Blend*

Smooth top with a textured finish, the Roma Step provides transition and functionality to your hardscape design.

	HEIGHT	WIDTH	DEPTH	PCS/PALLET	LF/LAYER	LBS/PALLET
<b>A</b>	6"	48"	18"	6	8	2,250



BROWN



CHARCOAL



GRANITE CITY BLEND



OYSTER BLEND\*



TRAVERTINA\*



WESTCHESTER BLEND





*Bluestone*

# Rockface Steps

Makes a 6" change in elevation with a single unit. Thermal finish top surface with chiseled stone edge treatment on three sides.

	HEIGHT	WIDTH	DEPTH	PCS/PALLET	LBS/PC	LBS/PALLET
<b>A</b>	6"	51"	16"	6	365	4,745
<b>B</b>	6"	64"	16"	6	455	5,915
<b>C</b>	6"	74"	16"	6	545	7,085

Sizes sold separately



BLUESTONE



BROWN



GIRONDE\*




# Stepping Stones



Effective in protecting lawns from traffic. Create winding paths across gravel, mulch or grass.

	HEIGHT	WIDTH	DEPTH	PCS/PALLET	LBS/PC	LBS/PALLET
<b>A</b>	1½"	22"	16½"	20	37	777



AUTUMN COTSWOLD



BLUESTONE



GIRONDE\*



LILAC\*



YORK BROWN

# Log Sleepers



Create an authentic, rustic feel with a cut-log look. Create winding paths across gravel, mulch or grass.

	HEIGHT	WIDTH	DEPTH	PCS/PALLET	LBS/PC	LBS/PALLET
<b>A</b>	1½"	24"	10"	20	23	483



RUSTIC BROWN



# Stay warm year-round with our **FIRE PITS & FIREPLACES**

*Granite City Blend*

## WOOD

The Standard Wood option is for fire lovers who appreciate the full aesthetics of burning wood. Choose your coping option for added height.

## SMOKE-LESS WOOD

A unique double-wall design results in smoke reduction. When a fire is burning, the walls heat up, hot air rises and exits the wall cavity through the line of holes around the rim. This pressurized, heated oxygen mixes with the smoke and causes it to reburn, reducing smoke.

## GAS

Whether you prefer propane or natural gas, each ignition type includes everything you need to experience season-round enjoyment day or night. Packages include the vent kit for all ignition systems and control panels for MT, TPSI and AWS options.



# Serafina Fire Pit



*Westchester Blend*

There is something magical about sitting around the fire pit. The Serafina Fire Pit provides a charming focal point for entertaining with family and friends.

		OUTSIDE DIAMETER	HEIGHT	LBS/PALLET
<b>A</b>	WITHOUT COPING	48"	16"	1,350
<b>B</b>	WITH COPING	51½"	19"	1,714



GRANITE CITY BLEND



GRAPHITE PEARL BLEND\*



TRAVERTINA\*



WESTCHESTER BLEND

Also available in the following:  
(color swatches on pg. 146-147)

- Adobe Blend
- Bluestone\*
- Crab Orchard Blend
- Fire Island Blend
- Golden Brown Blend
- Oyster Blend



## COPING OPTIONS:



BLUESTONE



BROWN



GIRONDE\*

## CHOOSE YOUR WOOD OR GAS PACKAGE:

WOOD	Full Pallet Wall Stone	Round Insert	Smoke-less Metal Insert	Smoke-less Stainless Steel Insert	Rockface Coping
Wood Standard 1					
Wood Standard 2					
<b>SMOKE-LESS</b>					
Smoke-Less 1					
Smoke-Less 2					
Smoke-Less 3					
Smoke-Less 4					

GAS	Full Pallet Wall Stone & Coping	Lava Rocks <sup>2</sup> (min qty)	Match Throw Burner Kit	TPSI Burner Spark Ignition Kit	TFS Burner w/ remote	Deluxe Brass Match Throw	Deluxe Brass AWS
*Deluxe Match Throw <sup>1</sup>							
*Deluxe Spark TPSI <sup>1</sup>							
Deluxe Remote TFS**							
Deluxe Brass Match Throw**							
Deluxe Brass AWS**							

Vent kit included with all ignition systems.

\*Control panel included

<sup>1</sup>Includes NG to LP Piece

<sup>2</sup>Lava Rock supplied is minimum quantity needed. Must add additional or glass for finish

**\*\*Must be ordered with natural gas or liquid propane**



# Belvedere Fire Pit

What better way to enjoy your outdoor living area than to gather together around this cozy Belvedere Fire Pit with your loved ones. The natural textures and colors of the Belvedere seamlessly fit together with every Nicolock stone.



*Bluestone*

**A**

	OUTSIDE DIAMETER	HEIGHT	LBS/PALLET
<b>A</b>	55"	14¼"	2,540



BLUESTONE



MOCHA



YORK BROWN

ROSETTA  
By Nicolock



## CHOOSE YOUR WOOD OR GAS PACKAGE:

	Half Pallet Wall Stone	Round Insert	Smoke-less Metal Insert	Smoke-less Stainless Steel Insert	Belvedere Coping
<b>WOOD</b>					
Wood Standard					
<b>SMOKE-LESS</b>					
Smoke-Less 1					
Smoke-Less 2					

	Half Pallet Wall Stone	Lava Rocks <sup>2</sup> (min qty)	Match Throw Burner Kit	TPSI Burner Spark Ignition Kit	TFS Burner w/ remote	Belvedere Coping
<b>GAS</b>						
*Deluxe Match Throw <sup>1</sup>						
*Deluxe Spark TPSI <sup>1</sup>						
Deluxe Remote TFS**						

Vent kit included with all ignition systems. Control panel included. **Brass options available.**

<sup>1</sup>Includes NG to LP Piece

<sup>2</sup>Lava Rock supplied is minimum quantity needed. Must add additional or glass for finish.

**\*\*Must be ordered with natural gas or liquid propane**



# Fire Pit with Verona Wall



Complement your patio with the sleek look of the Fire Pit with Verona Wall. Add warmth to your backyard in any season! An easy fire pit to install, the Fire Pit with Verona Wall will fit in with any backyard or patio design.

	LENGTH	WIDTH	HEIGHT	LBS/PALLET
<b>A</b> WITHOUT COPING	43½"	43½"	16"	1,312
<b>B</b> WITH COPING	48"	48"	18"	1,600



CHESAPEAKE BLEND\*



GRANITE CITY BLEND



GRAPHITE PEARL BLEND\*



OCEANIC BLUE\*



SOUTH BAY BLEND



TRAVERTINA\*



WESTCHESTER BLEND

Also available in the following:  
(color swatches on pg. 148-149)

Adobe Blend  
Bluestone\*  
Charcoal

Crab Orchard Blend  
Golden Brown Blend  
Oyster Blend



## CHOOSE YOUR WOOD OR GAS PACKAGE:

WOOD	Half Pallet Wall Stone	Square Insert	Smoke-less Metal Insert	Smoke-less Stainless Steel Insert	Coping
Wood Standard 1					
Wood Standard 2					
<b>SMOKE-LESS</b>					
Smoke-Less 1					
Smoke-Less 2					
Smoke-Less 3					
Smoke-Less 4					

## COPING OPTIONS:



BLUESTONE



BROWN



GIRONDE\*

GAS	Half Pallet Wall Stone	Coping	Lava Rocks <sup>2</sup> (min qty)	Match Throw Burner Kit	TPSI Burner Spark Ignition Kit	TFS Burner w/ remote
*Deluxe Match Throw <sup>1</sup>						
*Deluxe Spark TPSI <sup>1</sup>						
Deluxe Remote TFS**						

Vent kit included with all ignition systems. Control panel included. Brass options available.

<sup>1</sup>Includes NG to LP Piece  
<sup>2</sup>Lava Rock supplied is minimum quantity needed. Must add additional or glass for finish

**\*\*Must be ordered with natural gas or liquid propane**



# Ovation Fire Pit



*Ny Bluestone  
Ledge Stone*

Every season is the season for the Ovation. Easily installed, the Ovation can create warmth and ambiance at your home tonight! Choosing your package is easy. Start by selecting your burn type (Wood, Smoke-Less or Gas), then select from our various options.

	BASE	TOP	HEIGHT	LBS/PALLET	
<b>A</b>	WITHOUT TOP	40" DIAMETER	44" DIAMETER	18"	345
<b>B</b>	WITH TOP			19½"	



\*Barn Wood texture available in Rustic Brown (color shown in texture swatch) and Weathered Wood colors. Stone textures available in Biscotti Tan, Mountain Slate and NY Bluestone colors.

## CHOOSE YOUR TEXTURE:



BARN WOOD\*



LEDGE STONE



STACKED STONE

## CHOOSE YOUR COLOR:



BISCOTTI TAN



MOUNTAIN SLATE




NY BLUESTONE



WEATHERED WOOD

## CHOOSE YOUR TOP:



BLUESTONE



BROWN

## CHOOSE YOUR WOOD OR GAS PACKAGE:

WOOD	2 Panels and Connectors	Stone-Face Top	Round Insert	Smoke-less Metal Insert	Smoke-less Stainless Steel Insert
Wood Standard					
<b>SMOKE-LESS</b>					
Smoke-Less 1					
Smoke-Less 2					

GAS	2 Panels and Connectors	Stone-Face Top	Lava Rocks <sup>2</sup> (min qty)	Match Throw Burner Kit	TPSI Burner Spark Ignition Kit	TFS Burner Kit w/ remote
*Deluxe Match Throw <sup>1</sup>						
*Deluxe Spark TPSI <sup>1</sup>						
Deluxe Remote TFS**						

Vent kit included with all ignition systems. Control panel included. **Brass options available.**

\*Control panel included

<sup>1</sup>Includes NG to LP Piece

<sup>2</sup>Lava Rock supplied is minimum quantity needed. Must add additional or glass for finish

\*\*Must be ordered with natural gas or liquid propane

## VERTICAL PANEL TECHNOLOGY

Vertical Panel Technology is the smart alternative to block and stone masonry. Reinforced concrete panels and an easy installation process makes constructing outdoor living spaces quick and affordable. This technology enables you to choose the texture, profile and color palette to fit the natural landscape of any backyard or outdoor setting. Reduce material waste and environmental impact, while delivering the highest quality vertical masonry structures.



# Encore Fire Pit

*Ny Bluestone  
Ledge Stone*

Celebrate every season year after year with the Encore Fire Pit! Anywhere you install it, the Encore will quickly become the favorite place for your family and friends to gather. Choosing your package is easy. Start by selecting your burn type (Wood, Smoke-less or Gas), then select from our various options.

	BASE	TOP	HEIGHT	LBS/PALLET
<b>A</b> WITHOUT TOP	40" x 40"	44" x 44"	18"	400
<b>B</b> WITH TOP			19½"	



**B**



\*Barn Wood texture available in Rustic Brown (color shown in texture swatch) and Weathered Wood colors. Stone textures available in Biscotti Tan, Mountain Slate and NY Bluestone colors.

## CHOOSE YOUR TEXTURE:



BARN WOOD\*



LEDGE STONE



STACKED STONE

## CHOOSE YOUR COLOR:



BISCOTTI TAN



MOUNTAIN SLATE




NY BLUESTONE



WEATHERED WOOD

## CHOOSE YOUR TOP:



BLUESTONE



BROWN

## CHOOSE YOUR WOOD OR GAS PACKAGE:

WOOD	4 Panels and Connectors	Stone-Face Top	Square Insert	Smoke-less Metal Insert	Smoke-less Stainless Steel Insert
Wood Standard					
<b>SMOKE-LESS</b>					
Smoke-Less 1					
Smoke-Less 2					

GAS	4 Panels and Connectors	Stone-Face Top	Lava Rocks <sup>2</sup> (min qty)	Match Throw Burner Kit	TPSI Burner Spark Ignition Kit	TFS Burner Kit w/ remote
*Deluxe Match Throw <sup>1</sup>						
*Deluxe Spark TPSI <sup>1</sup>						
Deluxe Remote TFS**						

Vent kit included with all ignition systems. Control panel included. **Brass options available.**

\*Control panel included

<sup>1</sup>Includes NG to LP Piece

<sup>2</sup>Lava Rock supplied is minimum quantity needed. Must add additional or glass for finish

**\*\*Must be ordered with natural gas or liquid propane**

## VERTICAL PANEL TECHNOLOGY

Vertical Panel Technology is the smart alternative to block and stone masonry. Reinforced concrete panels and an easy installation process makes constructing outdoor living spaces quick and affordable. This technology enables you to choose the texture, profile and color palette to fit the natural landscape of any backyard or outdoor setting. Reduce material waste and environmental impact, while delivering the highest quality vertical masonry structures.



South Bay Blend



# SG Grande Fire Pit

LENGTH	WIDTH	HEIGHT	TOP HEIGHT	LBS/PALLET
62¼"	40"	24"	1¼"	3,500



**INCLUDES:**

- 30 SF Stonegate® Wall
- 44" x 66" Granite Top
- 1 NPS 14" x 20" Access Door w/ Vents
- 1 Paver Vent 6LNTS
- 1 TPSI-LPK #35
- 1 Paver CP-TPSI
- 1 LOF-3612HTPSI-N (12" x 36" linear burner)
- Lava Rocks

**GRANITE TOP**



Caledonia

Bluestone



# SG Linear Fire Pit

LENGTH	WIDTH	HEIGHT	TOP HEIGHT	LBS/PALLET
52¼"	30"	18"	1¼"	3,200



**INCLUDES:**

- 30 SF Stonegate® Wall
- 34" x 56" Granite Top
- 1 Paver Vent 6LNTS
- 1 TPSI-LPK #35
- 1 Paver CP-TMSI/TPSI
- 1 LOF-30HTPSI-N (10" x 30" linear burner)
- Lava Rocks


**GRANITE TOP**



Caledonia

VERTICAL PANEL TECHNOLOGY

Biscotti Tan  
Brickface



# Triumph Fire Pit

LENGTH	WIDTH	HEIGHT	TOP HEIGHT	LBS/PALLET
62½"	40"	24"	1¼"	750



**INCLUDES:**

- 4 GFRC Wall Panels
- 4 GFRC Corner Pieces
- 44" x 66" Granite Top
- 1 NPS 14" x 20" Access Door w/ Vents
- 1 Paver Vent 4LNTS
- 1 TPSI-LPK #35
- 1 FG-32LPHRK Propane Regulator & Hose
- 1 LOF-36HTPSI-N (12" x 36" linear burner)
- Lava Rocks

**GRANITE TOP**



Caledonia



CHESAPEAKE BLEND\*



GRANITE CITY BLEND



GRAPHITE PEARL BLEND\*



OCEANIC BLUE\*



SOUTH BAY BLEND



TRAVERTINA\*



WESTCHESTER BLEND

Also available in the following:  
(color swatches on pg. 148-149)

- Adobe Blend
- Bluestone\*
- Charcoal
- Crab Orchard Blend
- Golden Brown Blend
- Oyster Blend



**CHOOSE YOUR TEXTURE:**



BRICKFACE



STACKED STONE

**CHOOSE YOUR COLOR:**



BISCOTTI TAN



HARBOR GRAY\*



NY BLUESTONE\*

\*Harbor Gray not available in Stacked Stone. NY Bluestone not available in Brickface.



## LIDS | ROUND AND SQUARE

MODEL	DIMENSIONS	DESIGNED TO FIT
Round LID-19R2*	22 $\frac{3}{8}$ " Diameter x $\frac{5}{8}$ " H - lid height 2" with handle	Ovation Gas
Round LID-29R2*	32 $\frac{1}{2}$ " Diameter x $\frac{5}{8}$ " H - lid height 2" with handle	Ovation Gas or Serafina Gas
Square LID-20S	22 $\frac{1}{4}$ " W x $\frac{5}{8}$ " H - lid height 2" with handle	Encore Gas
Square LID 26S	28 $\frac{1}{4}$ " Diameter x $\frac{5}{8}$ " H - lid height 2" with handle	Verona & Encore Wood or Gas
LID-LUME29R	27" Diameter x 1 $\frac{1}{4}$ " H - lid height with handle	Serafina Wood
LID-LUME34R	32" Diameter x 1 $\frac{1}{4}$ " H - lid height with handle	Belvedere Wood

## SPARK SCREENS

MODEL	DIMENSIONS	DESIGNED TO FIT
Square 770 Black	30" Screen (30" x 12")	Verona & Encore
Round 775 Black	30" Screen (30" x 15")	Serafina & Ovation
Round 775 Stainless Steel	30" Screen (30" x 15")	Serafina & Ovation
Round 781 Black	39" Screen (39" x 18")	Belvedere
Round 24SS	24" Screen Stainless Steel	N/A



### MATCH THROW



AVAILABLE IN ROUND AND SQUARE

### TPSI SPARK IGNITION



AVAILABLE IN ROUND AND SQUARE

### TFS W/ REMOTE



AVAILABLE IN ROUND AND SQUARE

### BRASS AWS & MT



### H-BURNER



### T-BURNER



### LAVA ROCK



Mined from the earth, these dark rocks contrast beautifully against a bright flame. Each rock is approximately 1" to 2" in diameter. **10lb bag / 50lb bag**

### LAVA STONE



Made from tumbled lava rock, these stones lend a casual elegance. Each stone is approximately 1" to 2" in diameter **40lb bag**

### SPIT FIRE



### SEDONA



### IRONWOOD STEEL



Nicolock is a master Firegear distributor. Please visit [Firegearoutdoors.com](http://Firegearoutdoors.com) for a complete selection of products.



MEDIA



GAS PIPES



WARRANTY



MANUALS

## GLASS

REFLECTIVE	Mirror finish broken reflective. Approx. 1/2" to 3/4" in size	10lb jug
BROKEN	Large broken. Approx. 1/2" to 3/4" in size	10lb jug

### LARGE REFLECTIVE GLASS COLORS



BRONZE



COBALT



COPPER



EBONY



SILVER

### BROKEN GLASS COLORS



CARIBBEAN



COLA



CRYSTAL



PEPPER



SEABREEZE





# Sanctuary Series



## Sanctuary 1




### FEATURES

- Ignition Systems: AWS or TPSI
- Dimensions: 56" W x 16" H x 38" D
- Colors: Arctic, Cream, Mocha, Chocolate, Slate, Raven
- Outdoor GFRC Fire Table (430 lbs. - Table Only)
- Choose between Natural Gas (NG) and Propane (LP)
- Natural Gas: 65,000 Btu's
- Includes weather cover

### AVAILABLE IN:



ARCTIC



CHOCOLATE



RAVEN



SLATE

### AWS IGNITION



### MT IGNITION



### TPSI IGNITION



## Sanctuary 2



### FEATURES

- Ignition Systems: MT, TPSI or AWS
- Dimensions: 39" Diameter x 18" H
- Colors: Arctic, Cream, Mocha, Chocolate, Slate, Raven
- Outdoor GFRC Fire Bowl (222 lbs. - Bowl Only)
- AWS & MT ship as Natural Gas (NG) or Propane (LP)
- TPSI ships as Natural Gas (NG)
- Liquid Propane (LP) conversion kits sold separately
- Natural Gas: 65,000 Btu's (MT units: 75,000 Btu's)
- Includes weather cover

## Sanctuary 3



### FEATURES

- Ignition Systems: MT, TPSI or AWS
- Dimensions: 30" Diameter x 14 1/4" H
- Colors: Arctic, Cream, Mocha, Chocolate, Slate, Raven
- Outdoor GFRC Fire Bowl (112 lbs. - Bowl Only)
- AWS & MT ship as Natural Gas (NG) or Propane (LP)
- TPSI ships as Natural Gas (NG)
- Liquid Propane (LP) conversion kits sold separately
- Natural Gas: 65,000 Btu's (MT units: 75,000 Btu's)
- Includes weather cover



# Cowboy Cauldron

**NEW!**



Say "Howdy!" to the Cowboy Cauldron –the world's finest fire pit and grill.™ And possibly the coolest thing you ever did see. Channel your inner wrangler and treat your family and friends to endless entertainment and moments of meaningful interaction with one of these beautiful, versatile, and durable cauldrons. Each Cowboy Cauldron is painstakingly built by hand from solid plate steel and functions as a combination of fire pit, grill, and cooking vessel. It's built to outlive you and last for generations to come. Whatever your lifestyle, there is a cauldron that fits it. You can take it to campgrounds, beaches, lakeshores, ski hills, tailgate parties, in the RV, and to other places where adventure awaits. Or settle it into your backyard and let the fun begin as your favorite people gather 'round it. Be forewarned...you're gonna need more chairs! Happy trails...

## ALSO AVAILABLE:

### The Wrangler



36 IN. DIAMETER / 130 LB. BASIN

### The Ranch Boss



42 IN. DIAMETER / 220 LB. BASIN



24 IN. DIAMETER / 35 LB. BASIN

## The Dude®

This smaller cauldron is huge on adventure. It is lightweight, convenient, mobile, and affordable with segmented legs for easier transport. Its 24", 35 lb. basin brings the heat and draws the crowds wherever it goes – camping, tailgate parties, ski hills, the beach, or on your patio. Scaled to fit almost any lifestyle. You'll wonder how you ever lived without it.

### FEATURES:

Solid Steel Construction  
Segmented, 2-Piece Legs  
Use as Fire Pit, Grill, or Cooking Vessel

### INCLUDED:

Cauldron Basin  
Tripod Frame  
Suspension Chain  
Charcoal Grate  
Cooking Grill  
Rain Cover



30 IN. DIAMETER / 75 LB. BASIN

## The Urban Cowboy

The most versatile cauldron. Its 30" basin provides your crew with plenty of warmth to extend your outdoor life by weeks in the fall and spring. More than a cozy heat source, this cauldron really shines as a grill and cook pot--adding a western flair, a haunting vibe, or a touch of sophistication to any gathering at home or on the road. Though slightly larger, one person can still easily transport it, so you don't have to leave home without it.

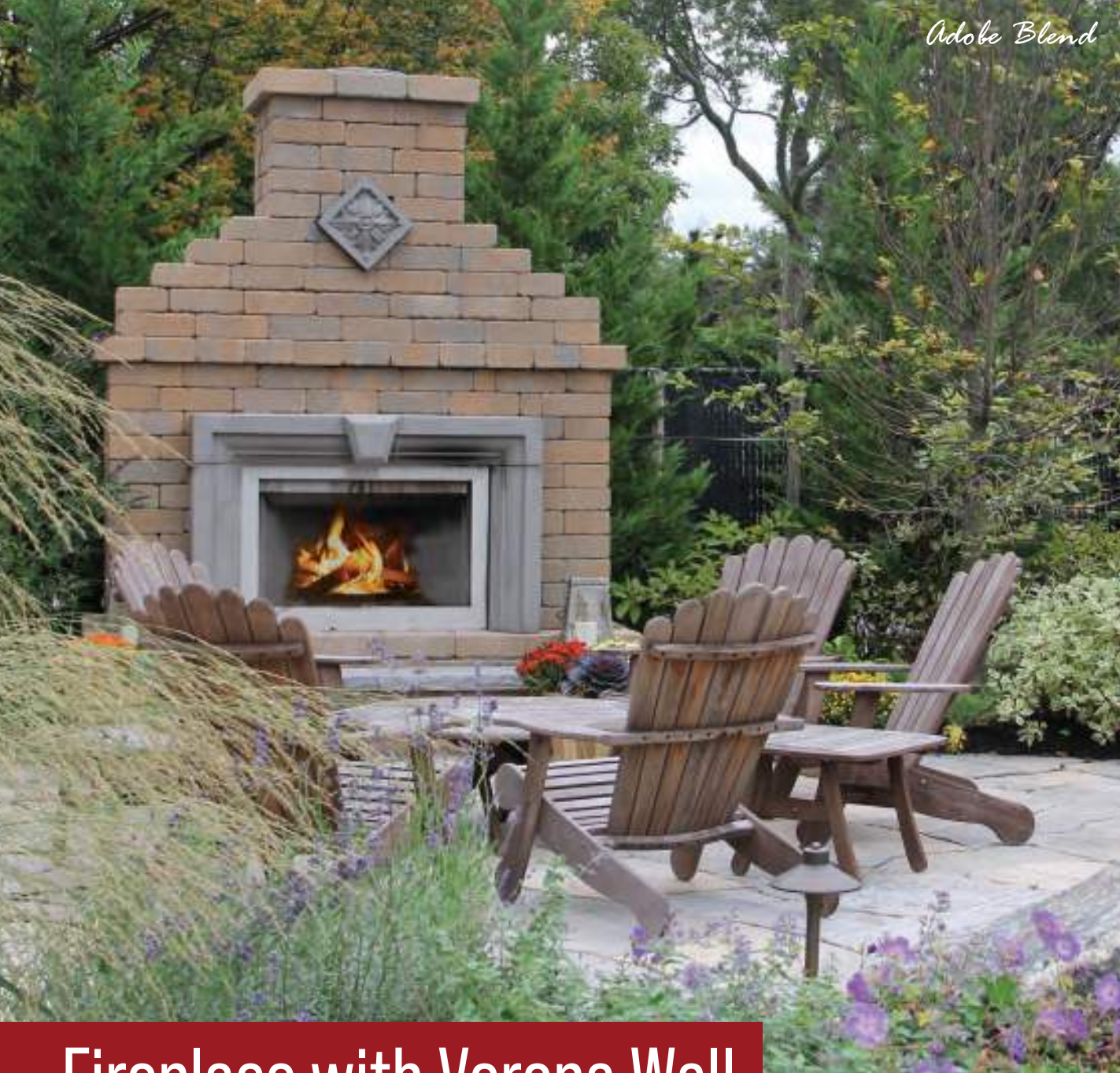
### FEATURES:

Solid Steel Construction  
Perfectly Proportioned  
Multipurpose Fire Pit, Grill, Cooking Vessel

### INCLUDED:

Cauldron Basin  
Tripod Frame  
Suspension Chain  
Charcoal Grate  
Cooking Grill  
Rain Cover





Gather 'round the fire day or night! Complement your patio with the sleek look of the Fireplace with Verona Wall. Add warmth to your backyard in any season! Contains everything you need to construct this stunning fireplace.



CHESAPEAKE BLEND\*



GRANITE CITY BLEND



GRAPHITE PEARL BLEND\*



OCEANIC BLUE\*



SOUTH BAY BLEND



TRAVERTINA\*



WESTCHESTER BLEND

Also available in the following:  
(color swatches on pg. 148-149)

- Adobe Blend
- Bluestone\*
- Charcoal
- Crab Orchard Blend
- Golden Brown Blend
- Oyster Blend

# Fireplace with Verona Wall


	LENGTH	WIDTH	HEIGHT	LBS/PALLET
<b>A</b>	91"	56"	97"	16,828



**INCLUDES:**

- 6 Pallets of Verona Wall
- Cast Concrete Fireplace opening surround
- Wood burning fireplace inset with single piece, brushed stainless face, stainless mesh screens with hidden pockets
- Round top cap with mesh screen
- Realistic textured brick liner in natural white, EZ access damper & gas log ready feature
- 4 concrete lintels
- Double wall flue pipe
- Pre-cast concrete medallion

**ACCENT  
OPTIONS:**



BLUESTONE



BROWN



GIRONDE\*





*Granite City Blend*

A smaller version of the Fireplace with Verona Wall but just as awesome! Enjoy the warmth all year round. Extend your outdoor living season with a toasty fire anytime!



CHESAPEAKE BLEND\*



GRANITE CITY BLEND



GRAPHITE PEARL BLEND\*



OCEANIC BLUE\*



SOUTH BAY BLEND



TRAVERTINA\*



WESTCHESTER BLEND

Also available in the following:  
(color swatches on pg. 148-149)


- Adobe Blend
- Bluestone\*
- Charcoal
- Crab Orchard Blend
- Golden Brown Blend
- Oyster Blend

# Mini Fireplace with Verona Wall

**INCLUDES:**

- 2 Pallets of Verona Wall
- 4' Rockface step tread
- 4" Rockface accent piece
- Top piece with 8" cut out for smoke
- Lentil with keystone
- Firebrick recommended
- Does not come with flue pipe (must be supplied by others if need)


**OPTIONAL WOOD BOX AVAILABLE**



	LENGTH	WIDTH	HEIGHT	LBS/PALLET
<b>A</b>	48"	40"	82½"	5,860



**ACCENT OPTIONS:**



BLUESTONE



BROWN



GIRONDE\*





A compact version of the Fireplace with Verona Wall with all of the fire power! Enjoy all year long!



CHESAPEAKE BLEND\*



GRANITE CITY BLEND



GRAPHITE PEARL BLEND\*



OCEANIC BLUE\*



SOUTH BAY BLEND



TRAVERTINA\*



WESTCHESTER BLEND

Also available in the following:  
(color swatches on pg. 148-149)

- Adobe Blend
- Bluestone\*
- Charcoal
- Crab Orchard Blend
- Golden Brown Blend
- Oyster Blend

*Adobe Blend*

# Jr Fireplace with Verona Wall


- INCLUDES:**
- 2 Pallets of Verona Wall
  - Wet Cast 52" x 44"
  - Wet Cast 36" x 36"
  - Wet Cast 32" x 32"
  - Insert, Flue Pipe & Vent Cap
  - 6" x 48" x 16 1/2" Rockface Step



	LENGTH	WIDTH	HEIGHT	LBS / PALLET
<b>A</b> FOOTPRINT W/O STEP	47"	40"	70"	6,003
STEP	48"	16 1/2"	6"	




**ACCENT OPTIONS:**



BLUESTONE



BROWN



GIRONDE\*



*Ny Bluestone  
Ledge Stone*



# Kalea Bay Fireplace

Perfect for entertaining or when you desire a place to retreat, relax and reconnect. Available in single-sided and see-through configurations.

#### SINGLE SIDED KALEA BAY INCLUDES:

- 1- 42" high x 84" wide with cut out
- 1- 42" high x 84" wide panel (no cut out)
- 2- 42" high x 17" wide side panel
- 4- 42" high structural corner units, smooth
- 1- Cast Stone top (24½" x 91½")
- 1- 48" Kalea Bay Fireplace insert with black crushed glass

Non LED

	LENGTH	WIDTH	HEIGHT	LBS/PALLET
<b>A</b> WITHOUT TOP	87"	19½"	42"	750
<b>B</b> WITH TOP	91½"	24½"	43½"	



\*Please order gas specific LP/NG

#### DOUBLED SIDED KALEA BAY INCLUDES:


- 2- 42" high x 84" wide with cut-out
- 2- 42" high x 17" wide side panel
- 4- 42" high structural corner units, smooth
- 1- counter top (24½" x 91½")
- 1- 48" Kalea Bay Fireplace insert with black crushed glass

Non LED

\*Must order burner see thru conversion part #78010 separately

\*\*Remote available, must order part #RCAF-3TX separately


#### CHOOSE YOUR COLOR:



BISCOTTI TAN




MOUNTAIN SLATE



NY BLUESTONE

#### CHOOSE YOUR TOP:



BLUESTONE



BROWN

\*Only offered in Ledge Stone texture

**VERTICAL PANEL TECHNOLOGY**



# dine **OUTDOORS**

**Patios and poolscapes really pop with the crowning touch of one of Nicolock's spectacular dining options. Give yourself the gift of year-round expanded living space and endless memory-making moments. No matter what size your outdoor space is, Nicolock has a package that will take it to the next level.**



**Choose from our pre-designed packages or customize your dream outdoor culinary space.**

*Graphite Pearl Blend*





Cook up a feast on the Grill Island Deluxe with Verona Wall! A granite countertop and pro grill make this the perfect addition to your backyard patio.



CHESAPEAKE BLEND\*



GRANITE CITY BLEND



GRAPHITE PEARL BLEND\*



OCEANIC BLUE\*



SOUTH BAY BLEND



TRAVERTINA\*



WESTCHESTER BLEND

Also available in the following:  
(color swatches on pg. 148-149)

- Adobe Blend
- Bluestone\*
- Charcoal
- Crab Orchard Blend
- Golden Brown Blend
- Oyster Blend

# Grill Island Deluxe with Verona Wall

	LENGTH	WIDTH	HEIGHT	LBS/PALLET
<b>A</b> WITHOUT TOP	79"	32"	36"	6,500
<b>B</b> WITH TOP	82"	36"	37 1/4"	



**INCLUDES:**

- 2 Pallets of Verona Wall
- 32" Sizzler Pro Grill • cutout dimensions: 30 5/8" (W) x 8 1/2" (H) x 20 3/4" (D)
- Double-lined roll top hood
- 740 sq in. Stainless steel cooking grates, warming rack, drip pan
- Illuminated control knobs
- 14" x 20" Single Access Door • cutout dimensions: 14 1/4" (W) x 19 1/4" (H) x n/a (D)
- Granite counter top included, covers 12 sq. ft of area
- Concrete Lintels

\*Please order gas specific LP/NG

COUNTERTOP IS 1 1/4" IN HEIGHT  
KIT ALSO AVAILABLE WITHOUT  
GRANITE TOP

**GRANITE TOP**



Caledonia





*Golden Brown Blend*

## “L” Shaped Kitchen with Verona Wall

Nothing beats firing up that steak year-round with your “L” Shaped Kitchen with Verona Wall! These hard-wearing units include a stainless steel grill, stainless steel refrigerator, six-piece granite countertops and lintel. Customize for maximum enjoyment with the many accessories offered!



\*Please order gas specific LP/NG

COUNTERTOP IS 1¼” IN HEIGHT  
KIT ALSO AVAILABLE WITHOUT  
GRANITE TOP

### INCLUDES:

- 4 Pallets of Verona Wall
- 6 Piece Granite Tops
- 14” x 20” Single Access Door • cutout dimensions: 14¼” (W) x 19¼” (H) x n/a (D)
- 30” Double Access Door • cutout dimensions: 30¼” (W) x 19¼” (H) x n/a (D)
- 38” Stainless Steel TRL Grill
- 21” Standard Refrigerator • cutout dimensions: 20 ½”(W) x 33”(H) x 24”(D)
- 15” Sink • cutout dimensions: 14¾”(W) x n/a (H) x 14¾”(D)
- Refrigerator Trim Kit • cutout dimensions: 20¾” (W) x 33½” (H)
- Concrete Lintels

	LENGTH INSIDE	LENGTH OUTSIDE	WIDTH	HEIGHT	LBS/PALLET
<b>A</b> GRILL SIDE	96”	128”	32”	36”	12,000
<b>B</b> REFRIGERATOR SIDE	87”	119”	32”	40”	



### GRANITE TOP



Caledonia

Also available in the following:  
(color swatches on pg. 148-149)

- Adobe Blend
- Bluestone\*
- Charcoal
- Crab Orchard Blend
- Golden Brown Blend
- Oyster Blend



CHESAPEAKE BLEND\*



GRANITE CITY BLEND



GRAPHITE PEARL BLEND\*



OCEANIC BLUE\*



SOUTH BAY BLEND



TRAVERTINA\*



WESTCHESTER BLEND





*South Bay Blend*

# Wood Fired Oven with Verona Wall

Dazzle everyone with an outdoor pizza oven! Cook up delicious pizza and a whole lot more! Leave the kitchen and cook outdoors!

Also available in the following:  
(color swatches on pg. 148-149)

- Adobe Blend
- Bluestone\*
- Charcoal
- Crab Orchard Blend
- Golden Brown Blend
- Oyster Blend



INSIDE OVEN	29½" x 32½"
OUTSIDE OVEN	33½" x 38¼"
TOP	49" x 49"
BASE	44" x 44"
OVERALL HEIGHT WITHOUT TOP	99"
OVERALL HEIGHT WITH TOP	103"
LBS/PALLET	7,500

**ACCESSORIES INCLUDED:**



Pizza Peel

Cleaning Brush



All-Weather Cover

**INCLUDES:**

- 2 Pallets of Verona Wall
- 1- 30" Combo (2 drawer/1 door) enclosure cutout dimensions: 30¼" (W) x 19¼" (H) x 20 ¾" (D)
- 3 - 4" Wetcast Tops
- Pizza Peel
- Cleaning Brush
- All-Weather Cover
- Cast Stone top
- Imperial Wood Fired Oven
- Concrete Lintel

**OPTIONAL WOOD BOX AVAILABLE**



**TOP OPTIONS:**



CHESAPEAKE BLEND\*    GRANITE CITY BLEND    GRAPHITE PEARL BLEND\*    OCEANIC BLUE\*    SOUTH BAY BLEND    TRAVERTINA\*    WESTCHESTER BLEND





*Ny Bluestone  
Ledge Stone*

# Nantucket Kitchen Island

We are changing the way outdoor kitchens are built. Engineered stone panels make it possible to have the outdoor kitchen of your dreams in one day. This system gives you the flexibility of using our grill and door combinations or you can customize with other accessories. You can choose the design, colors and stone profile of your outdoor kitchen to perfectly fit the rest of your landscape and your home.

## CHOOSE YOUR TEXTURE:



BARN WOOD\*



LEDGE STONE



STACKED STONE

## CHOOSE YOUR COLOR:



BISCOTTI TAN



MOUNTAIN SLATE




NY BLUESTONE



WEATHERED WOOD

\*Barn Wood texture available in Rustic Brown (color shown in texture swatch) and Weathered Wood colors. Stone textures available in Biscotti Tan, Mountain Slate and NY Bluestone colors.

## CHOOSE YOUR TOP:



BLUESTONE



BROWN

WITHOUT TOP	35" x 84" x 41"
WITH TOP	36½" x 86" Horizontal
LBS/PALLET	1,000



### PACKAGE A INCLUDES:

- 1 Back panel
- 1 Front panel
- 4 Corners
- 2 End panels (sides)
- Top
- Drop cloth/sheet protector
- 32" Sizzler Pro Grill • cutout dimensions: 30½" (W) x 8½" (H) x 20¾" (D)
- 30" Double Access Door • cutout dimensions: 30¼" (W) x 19¼" (H) x n/a (D)
- 1 Strap
- 2 Tubes of adhesive



\*\*Package A comes with cut outs

### PACKAGE B INCLUDES:

- 2 Horizontal panels
- 4 Corners
- 2 End panels (sides)
- Top
- Drop cloth/sheet protector
- 1 Strap
- 2 Tubes of adhesive



\*\*All cut outs for Package B will have to be done on site and can accommodate a variety of grills and accessories

## VERTICAL PANEL TECHNOLOGY

\*Please order gas specific LP/NG



# Outdoor Dining Packages

Great cooking performance, innovative features and purposeful design allow you to enjoy more time outdoors. Each stainless steel package option provides everything you need to cook like a pro: grill, burner, refrigeration and storage. Build your kitchen using any Nicolock wall or create a kitchen using the natural stone of your choice.



## ALTURI KITCHEN PACKAGE INCLUDES:

**APPLIANCE ONLY PACKAGE**  
DOES NOT INCLUDE WALL STONE,  
VENEERS OR COUNTERTOPS

36" Alturi Grill



Cutout Dimensions:  
34¾"(W) x 10⅜"(H) x 21⅝"(D)

24" Deluxe Refrigerator



Cutout Dimensions:  
25"(W) x 34½"(H) x 24"(D)

33" 3-Drawer Single  
Door Access



Cutout Dimensions:  
30⅝"(W) x 19½"(H) x 20½"(D)

Alturi Double Side Burner



Cutout Dimensions:  
13¼"(W) x 10¼"(H) x 23¼"(D)



## TRL KITCHEN PACKAGE INCLUDES:

**APPLIANCE ONLY PACKAGE**  
DOES NOT INCLUDE WALL STONE,  
VENEERS OR COUNTERTOPS

32" TRL Grill



Cutout Dimensions:  
38½"(W) x 10¼"(H) x 20¾"(D)

24" Standard Refrigerator



Cutout Dimensions:  
25"(W) x 34½"(H) x 24"(D)

33" 2-Drawer Single  
Door Access



Cutout Dimensions:  
30¾"(W) x 19⅜"(H) x 20½"(D)

TRL Double Side Burner



Cutout Dimensions:  
11¾"(W) x 9"(H) x 19"(D)



## SIZZLER PRO KITCHEN PACKAGE INCLUDES:

**APPLIANCE ONLY PACKAGE**  
DOES NOT INCLUDE WALL STONE,  
VENEERS OR COUNTERTOPS

32" Sizzler Pro Grill



Cutout Dimensions:  
30⅝"(W) x 8½"(H) x 20¾"(D)

21" Standard Refrigerator



Cutout Dimensions:  
20½"(W) x 33¼"(H) x 20"(D)

33" Double Door



Cutout Dimensions:  
30¼"(W) x 19½"(H) x 20¾"(D)

Sizzler Pro  
Double Side Burner



Cutout Dimensions:  
10¾"(W) x 8"(H) x 20¾"(D)

\*Please order gas specific LP/NG for all Kitchen Packages



**NEW!**

Create your customized outdoor dining area the way you envision it. Use our Segmental Kitchen Systems to create grill islands, kitchens, bar spaces and much more. Possibilities are endless when you choose from a variety of cabinet options and stainless appliances.



# Segmental Kitchen Systems

## The Sierra



**INCLUDES:**

- 3 Drawer Cabinet
- Cold Storage Cabinet
- 48" Grill Cabinet

- (2) End Panel Cabinets
- Trash Drawer / LP Cabinet

## The Lexington



**INCLUDES:**

- 3 Drawer Cabinet
- Cold Storage Cabinet
- 48" Grill Cabinet
- (2) End Panel Cabinet

- 6" Filler Cabinet
- 12" Filler Cabinet
- Trash Drawer / LP Cabinet
- Universal Corner Cabinet

## The Ultimate



**INCLUDES:**

- 3 Drawer Cabinet
- Cold Storage Cabinet
- 48" Grill Cabinet
- 48" Door / Drawer Cabinet
- (2) End Panel Cabinets

- 6" Filler Cabinet
- 12" Filler Cabinet
- Trash Drawer / LP Cabinet
- (2) Universal Corner Cabinets

Use one of our 3 combinations above, or choose multiple pieces below, to create your custom look:

- 3 Drawer Cabinet
- Cold Storage Cabinet
- 48" Grill Cabinet
- 54" Grill Cabinet
- 48" Door / Drawer Cabinet

- End Panel Cabinet
- 6" Filler Cabinet
- 12" Filler Cabinet
- Side Burner Cabinet
- Power Burner Cabinet

- Sink Cabinet
- Trash Drawer / LP Cabinet
- Universal Corner Cabinet





# Dimplex Outdoor Heaters

**Dimplex DLW Series  
Outdoor/Indoor Radiant Heater, White**  
DLW3200W24



- Effective radiant heat that warms like the sun, heating people and objects with zero glare
- Silent, maintenance free operation
- IP 55 rated, weather-proof construction allows year-round enjoyment
- Designed for permanent hardwired installations on a dedicated 240V circuit

**Dimplex DLW Series Outdoor/Indoor  
Radiant Heater, Black**  
DLW2400B24



- Effective radiant heat that warms like the sun, heating people and objects with zero glare
- Silent, maintenance free operation
- IP 55 rated, weather-proof construction allows year-round enjoyment
- Designed for permanent hardwired installations on a dedicated 240V circuit

**Dimplex Outdoor Portable Infrared  
Propane Heater, 31,500 BTU**  
DGR32PLP



- Powerful, stylish and portable heat for outdoor areas
- Heat on demand - when and where you need it
- Durable stainless steel construction
- Advanced safety features including world class wind protection up to 9.9 Mph/16 km/hr.

\*Must order both DGR32PLP-HEAD & DGR32PLP-STAND

**Dimplex Outdoor Wall-mounted  
Natural Gas Infrared Heater, 31,500 BTU**  
DGR32WNG



- Powerful, stylish and space-saving heat for outdoor areas
- Heat on demand - when and where you need it
- Durable stainless steel construction
- Advanced safety features including world class wind protection up to 9.9 Mph/ 6 Kph

**Dimplex Indoor/Outdoor Electric  
Infrared Heater, 240V 2000W**  
DSH20W



- IP65 rating for indoor and outdoor applications
- 1, 2 and 3 hour delay timer
- 8 hour auto shutoff safety mechanism
- 3 second maximum heat up time

**Dimplex DIRP Outdoor/Indoor Infrared  
Heater, Plug-in Model, 120V, 1500W**  
DIRP15A10GR



- Nextrema® Schott glass ensures even heat distribution and minimizes light emissions
- Corrosion resistant anodized aluminum and 304 stainless steel makes this product suitable for all climates
- Three temperature settings - 600W (low), 1050W (med), 1500W (high) for maximum comfort
- Produces full heat in as little as 6 second maximum

**Dimplex Outdoor/Indoor Electric  
Infrared Heater**  
DIRP15A10GR



- Nextrema® Schott glass ensures even heat distribution and minimizes light emissions
- non-porous surface and attractive design
- Instant Heat: Ruby halogen bulb provides full power in under 8 seconds
- Waterproof: IP65 rated for outdoor or indoor use
- Corrosion Resistant: Anodized aluminum casing provides long life and suitable for all climates

**Dimplex Indoor/Outdoor Electric Infrared  
Heater, Permanent Location Floor Stand**  
DSHSTAND



- Ability to tilt heater(s) for optimal heat exposure
- Corrosion resistant anodized aluminum and 304 stainless steel makes this product suitable for all climates
- All hardware included
- Quick and easy installation



**NEW!**

# Essenze di Luce



Take your outdoor living space to the next level with stunning, multi-sized natural stone monoliths and LED lighting available with or without a high-fidelity sound diffusion system. From romantic moments to big bashes, Essenze di Luce has you covered with a variety of natural stone lighting and rock speaker options that are maintenance-free and designed to withstand the most adverse weather conditions-- from ice to the desert sun. Perfect for gardens, poolscape, and outdoor living use.

## Menhir Di Luce



A series of natural stone outdoor lamps and garden lights with LED technology, available in four different styles—Soft, Sidelong, Cross, and Stonehenge. In daylight, they function as design elements but evoke emotional light in the evening.

### FEATURES

- Choose from single, double, or triple illuminated sections
- Choose from horizontal or inclined patterns
- Available in 2 standard textures
- Minimalistic and natural design complements any architectural style
- Ice resistant
- Stainless Steel

## Menhir Sound



This natural stone outdoor sound system integrating Hi-fi sound diffusion and LED lighting brings both sights and sounds to the yard. Fill your space with soft illumination and your favorite music—all effortlessly emanating from natural stone elements. Unparalleled resistance to splashes, spray, sand, and the most adverse weather conditions.

### FEATURES

- Aisi 316L stainless steel audio system
- Easy connect; user-friendly; control music from your device
- Plays/streams the most popular music services
- Choose from 3 standard textures
- Ice resistant
- Wi-fi Audio Controller

## Stake



Arrange an ambience with outdoor path lighting. Sleek pillars of natural stone offer architectural and design elements by day and transform into striking and luminous scenic features by evening. Perfect for illuminating footpaths, flower beds and outdoor living areas.

### FEATURES

- Natural stone floor lamp for outdoors
- Choose single or double vertical LED (only 4mm thick)
- Ice resistant
- Multiple color and texture options
- Fits modern, contemporary, and Mediterranean styles
- Chemical Resistant
- Stainless Steel





# *Westchester Blend*

Custom Grill Island with Verona Wall





## Pergolas

- Constructed of vinyl
- Easy maintenance
- Customizable
- Lifetime warranty
- Two stock sizes: 13'x16' or 15'x15'

**CUSTOM SIZES AVAILABLE**



# Natural Ledgestone



*Golden Honey*

Panels are designed using a unique Z-joint design that becomes nearly invisible after installation. Panels interlock for a seamless fit. Ledgestone Corners are two pieces that seamlessly interlock to create a 90 degree corner.

## STRAIGHTS

HEIGHT	WIDTH	THICKNESS	PCS/BOX	BOX/PALLET	LBS/PALLET
6"	24"	3/4"	6	25	1,200

## CORNERS

HEIGHT	WIDTH	THICKNESS	RETURN	LF/BOX	LBS/PALLET
6"	16"	3/4"	8"	3	994

12 pieces makes 6 corners



**GOLDEN HONEY**



**PEMBREY**



**STERLING**

# English Pattern



*Boston*

Natural stone veneers that feature the bold look of natural stone. Variation in size and shape complement any project. Artisan colors help create a look that will leave a lasting impression.

## STRAIGHTS

HEIGHT	WIDTH	THICKNESS	SF/PALLET	LBS/PALLET
4"-8"	8"-15"	1 1/4"	120	1,600

## CORNERS

HEIGHT	WIDTH	THICKNESS	RETURN	LF/BOX	LBS/PALLET
4"-8"	4"-6"	1 1/4"	4"-6"	5	1,162



**BAVARIAN**



**BOSTON**



**PEARL**





**ADOBE BLEND**



**AUTUMN BLEND\***



**BROWN**



**CAPPUCCINO BLEND\***



**CHARCOAL**



**CHESAPEAKE BLEND\***

The color illustrations in this catalog are as accurate as photography and printing processes allow. **Final selection of colors should be made from several physical samples.**





**CRAB ORCHARD BLEND\***



**NEW!**

**DOVE GRAY**

ONLY OFFERED IN HERITAGE SERIES



**FIRE ISLAND BLEND**



**GOLDEN BROWN BLEND**



**GRANITE CITY BLEND**



**GRAPHITE PEARL BLEND\***



**NEW!**

**HUDSON VALLEY BLEND**



**MARBLE BLEND\***



**OCEANIC 5\***

ONLY OFFERED IN STONE RIDGE COLLECTION

The color illustrations in this catalog are as accurate as photography and printing processes allow. **Final selection of colors should be made from several physical samples.**





**OCEANIC BLUE\***



**OYSTER BLEND\***



**PECONIC 6\***  
ONLY OFFERED IN STONE RIDGE COLLECTION



**PENNSYLVANIA BLUE\*\***




**PEWTER**




**RAVEN\***



**RED**



**SAHARA**  
ONLY OFFERED IN HERITAGE SERIES



**SNOW**  
ONLY OFFERED IN HERITAGE SERIES

The color illustrations in this catalog are as accurate as photography and printing processes allow. **Final selection of colors should be made from several physical samples.**





**SOUTH BAY BLEND\***



**TRAVERTINA\***



**WESTCHESTER BLEND**



*Oceanic 5*

\*Premium Color

\*\*Deluxe Color

The color illustrations in this catalog are as accurate as photography and printing processes allow. **Final selection of colors should be made from several physical samples.**



# TEXTURED WALLS



*Graphite Pearl Blend*



**ADOBE BLEND**



**BLUESTONE\***



**CAPPUCCINO BLEND\***



**CHARCOAL**



**CHESAPEAKE BLEND\***



**CRAB ORCHARD BLEND**

\*Premium Color

\*\*Deluxe Color

The color illustrations in this catalog are as accurate as photography and printing processes allow. **Final selection of colors should be made from several physical samples.**





**FIRE ISLAND BLEND**



**GOLDEN BROWN BLEND**



**GRANITE CITY BLEND**



**GRAPHITE PEARL BLEND\***



**HUDSON VALLEY BLEND**



**OYSTER BLEND**



**SOUTH BAY BLEND**



**TRAVERTINA\***



**WESTCHESTER BLEND**

The color illustrations in this catalog are as accurate as photography and printing processes allow. **Final selection of colors should be made from several physical samples.**



# SMOOTH WALLS



**ADOBE BLEND**



**BLUESTONE\***



**CHARCOAL**



**CHESAPEAKE BLEND\***



**CRAB ORCHARD BLEND**



**GOLDEN BROWN BLEND**

The color illustrations in this catalog are as accurate as photography and printing processes allow. **Final selection of colors should be made from several physical samples.**





**GRANITE CITY BLEND**



**GRAPHITE PEARL BLEND\***



**OCEANIC BLUE\***



**OYSTER BLEND**



**SOUTH BAY BLEND**



**TRAVERTINA\***



**WESTCHESTER BLEND**

\*Premium Color

\*\*Deluxe Color

The color illustrations in this catalog are as accurate as photography and printing processes allow. **Final selection of colors should be made from several physical samples.**



# NICOSTONE



**AUTUMN COTSWOLD**



**BLUESTONE**



**BROWN**



**GIRONDE\***



**LILAC**



**MARBLE BLEND\***

The color illustrations in this catalog are as accurate as photography and printing processes allow. **Final selection of colors should be made from several physical samples.**





**MOCHA**



**YORK BROWN**



\*Premium Color

The color illustrations in this catalog are as accurate as photography and printing processes allow. **Final selection of colors should be made from several physical samples.**





## LOCATIONS

### New York

#### Corporate Headquarters

612 Muncy Avenue • Lindenhurst, NY 11757

P: 631.669.0700 • F: 631.669.0711

### Nicostone by Nicolock

200 Henry Street • Lindenhurst, NY 11757

P: 631.669.0600 • F: 631.669.8052

### Albany

801 Watervliet Shaker Road • Latham, NY 12110

P: 518.888.2731 • F: 518.252.4937

### New Jersey

482 Houses Corner Rd • Sparta, NJ 07871

P: 551.232.6443 • F: 973.425.5188

### New Jersey Design Center

620 Cedar Swamp Road • Jackson, NJ 08527

P: 201.932.4500 • F: 732.960.9950

### NPS Outdoor Living Showroom

9 Aaron Way • Sparta, NJ 07871

P: 908.482.8483

### New England

99 Stoddard Avenue • North Haven, CT 06473

P: 203.234.2800 • F: 203.985.0381

### Massachusetts

241 Francis Avenue • Mansfield, MA 02048

P: 508.298.2243 • F: 508.590.7678

### Maryland

8400 Progress Court • Frederick, MD 21701

P: 301.620.0100 • F: 301.620.0007

### Delaware

1000 South Market Street • Wilmington, DE 19801

P: 302.981.0986 • F: 302.691.4500