

# CAMBRIDGE *with* ARVIC®





# CAMBRIDGE AMERICA'S TRENDSETTER!

After an amazing vacation a lot of homeowners are overcome with that old familiar feeling of not wanting to return to “normal” everyday life. Where are the never ending water features and outdoor bars? Where are the accommodating staff members asking if they can be of any service, and replying with “my pleasure” in return? Reality sets in and the water features become a washing machine and shower, the refrigerator becomes the closest thing to a “wet bar,” and your family’s responses to your needs are generally less than accommodating. Vacation is over, and so are the lazy days filled with rest and relaxation.

It is back to business as usual. Weekdays that seem to drag on and weekends that seem to be over in the blink of an eye. Gone are the easy breezy feelings that come along with vacation. You and your family long for those days, and wonder if it is possible to recreate those feelings again without having to get on a plane or rent a hotel room.

This is when the wheels start turning in your head. How can I create a “resort-like” feeling in my own backyard? Over the years you may have visited friends’ homes and admired backyards full of pavers, fire pits, and even outdoor kitchens and bars. This is when you think to yourself, why can’t I create a space I would never want to leave, and would look forward to coming home to all year round?

Well, you can with Cambridge Pavers with ArmorTec®! Visit us online today to find an authorized distributor near you. Here you can begin your journey by looking at all of the colors, sizes, textures, and products we offer. Next, you can meet with a contractor who will be able to help your vision come to life and can even show you digital designs based on your current backyard space.

Even if you cannot execute the whole project all at once, just know that in time and with proper planning you will accomplish your end goal. Your contractor can work with you in phases that will accommodate your budget, which will make the whole process seem way less overwhelming.

Therefore, my advice to anyone who is looking to extend their living space beyond their four walls is to visit Cambridge Pavers' website. This is the first step in creating the perfect stay-cation in your very own backyard.

Thank you for considering Cambridge,



Charles H. Gamarekian  
Founder / Chairman / CEO, Cambridge Pavers Inc.



Christopher S. Gamarekian  
Vice-President, Cambridge Pavers Inc.


Charles Gamarekian Jr.  
Vice-President, Cambridge Pavers Inc.







# ARMORTEC | SEEING IS BELIEVING!



CAMBRIDGE PAVER WITH ARMORTEC®\*

Installed in a residential driveway in June 2006 (photo taken January 2010)

After many years of outstanding performance and beauty, Cambridge Pavingstones with ArmorTec® remain recognizably smooth and dense with rich color. The sustainable benefits are a result of a proven formula used in manufacturing ArmorTec® – only environmentally friendly raw materials, super fine sand granules, and cement of the highest quality.

\*Shown is a Cambridge face mix pavingstone manufactured with ArmorTec® face mix installed in 2006.



PAVINGSTONE WITHOUT ARMORTEC®†

Installed in another residential driveway in November 2006 (photo taken Jan. 2010)

Without ArmorTec®, the Pavingstone will look less attractive as the sand and cement wear over time. This detracts from the appearance of the surface and contributes further to their worn look.

†Shown is a Cambridge through-body pavingstone intentionally manufactured without ArmorTec® face mix installed in 2006.





# COLLECTIONS

04 | SHERWOOD

68 | STONE VENEER

36 | ROUNDTABLE

70 | CAPS & COLUMNS

44 | KINGSCOURT

72 | STEPS & STAIRS

46 | EXCALIBUR

74 | NATURAL STONE

48 | CRUSADER

80 | OUTDOOR LIVING

50 | WALL SYSTEMS

95 | COLOR SELECTION GUIDES



# SHERWOOD

COLLECTION

ARMORTEC®














































































*\*This project has been sealed to achieve wet look appearance.*
























































# ROUNDTABLE

COLLECTION

ARMORTEC®









*\*This project has been sealed to achieve wet look appearance.*
























# KINGSCOURT

COLLECTION

ARMORTEC®







# EXCALIBUR

COLLECTION

ARMORTEC®







# CRUSADER

COLLECTION

ARMORTEC®



Ledgestone Cap

ONYX/NATURAL




Ledgestone Cap

COAL




6 x 12 Bullnose

MOCHA



Ledgestone Cap

MOCHA



12 x 24 Cap

BLUESTONE BLEND

12 x 24 Cap

SANDSTONE BLEND



The background is an abstract, textured composition of vibrant colors including deep blues, purples, pinks, oranges, and yellows. A white rectangular frame is centered over the image, containing the text.

OMEGA

COLLECTION

















# MAYTRX

COLLECTION


























# SIGMA

COLLECTION











*New!*



Sigma 8 Classic Split Face

TOFFEE/ONYX






# OLDE ENGLISH

— COLLECTION —


















# STONE VENEER

COLLECTION





CANYON LEDGE

AVAILABLE COLORS  
Final selections must be made from samples obtained from an Authorized Cambridge Distributor or professional contractor.



CHESTNUT



NIAGRA



MIDNIGHT SLATE



SANTA FE





The background is a vibrant, abstract composition of colors including purple, blue, yellow, and orange, with a grainy, textured appearance. A white rectangular frame is centered on the page, containing the text.

# CAPS & COLUMNS

COLLECTION



## CAST STONE COLUMN CAPS

Caps are available in two dimensions: 24" x 24" or 26" x 26", in Bluestone and Chestnut.



### CAST STONE FLAT COLUMN CAP

- Chestnut shown on Olde English Column Sahara/Chestnut

### CAST STONE PYRAMID COLUMN CAP

- Bluestone shown on Pre-Packaged Column Kit Split Face Toffee/Onyx

### CAST STONE LIGHT COLUMN CAP

- With flat surface on peak for fixture
- Chestnut shown on Olde English Column Sahara/Chestnut

## PRE-PACKAGED COLUMN MAILBOX KITS

Includes a corrosion-proof fiberglass box with a powder-coated, forged metal door in an antique bronze finish. Complete with wallstones. Choose MaytRx 6 Split Face or Olde English Wall. No cutting necessary. Caps are not included.



AVAILABLE CAP COLORS



CHESTNUT

BLUESTONE

## FULLY-ASSEMBLED GRAND COLUMN

Made of Olde English Wall with insets of Cambridge 4 x 8 Holland Pavingstones from the KingsCourt Collection. Available in two sizes: Large (32" x 32", 56" high) or Extra Large (42" x 42", 68" high). Shown in Extra Large with optional Column Mailbox insert.



COLOR COMBINATION SHOWN:  
Sahara/Chestnut with Chestnut inset, trim and cap.

ALTERNATE COLOR COMBINATION OPTION:  
Toffee/Onyx Olde English Wall, Onyx inset, Bluestone Bullnose & Cap

## PRE-PACKAGED COLUMN KIT CAP & HAT™

This unique product group offers two choices to add the finishing touch to a column. A finished cap with or without a second hat dimension (i.e. "Cap & Hat"). Available in Split Face only. Shown in Split Face Sahara/Chestnut.



## PRE-PACKAGED COLUMN KIT

Each kit is conveniently pre-packaged with the required number (36) of Cambridge 6" column Wallstones to build one 22" x 22" column, 4 feet high above ground with one course buried. Cast Stone Cap not included. To add an electrical fixture, a 6" cavity is left in the center of the column for wiring. Shown in Split Face Onyx/Natural.







# STEPS & STAIRS

COLLECTION





### CAST STONE STEPS



Shown in Bluestone

AVAILABLE COLORS



CHESTNUT



BLUESTONE



48" Wide  
16" Deep  
6" Thick



72" Wide  
16" Deep  
6" Thick

### CAST STONE PALISADES 4-PC. STEP SET



Shown in Boulder Blend

AVAILABLE COLORS



CHESTNUT



BLUESTONE



BOULDER BLEND

### STEPPING STONES

All 2" thick. Sizes of the 6 pieces vary from 15" x 21 1/2" to 17" x 23 1/2" (Outside Dimensions)



Shown in Bluestone

AVAILABLE COLORS



CHESTNUT



BLUESTONE



BOULDER BLEND



An aerial photograph of a natural stone quarry. The image shows a complex network of rock formations in various colors, including deep blues, purples, oranges, and reds. The textures of the rock surfaces are visible, showing different grain sizes and patterns. The overall scene is a vast, open landscape of natural stone.

# NATURAL STONE

COLLECTION


















### OUTDOOR PORCELAIN TILE INDIVIDUAL SLAB

AVAILABLE COLORS *Note: Shapes are meant to install randomly with no set pattern.*



GREY MOUNTAIN



SILVER LAKE



WHITE MOUNTAIN

### SLAB SIZE

• 23 5/8" wide, 23 5/8" deep, 3/4" thick

### ITALIAN BELLA BLUESTONE TREADS / INDIVIDUAL SLABS

AVAILABLE COLOR *Note: Shapes are meant to install randomly with no set pattern. Top and one long side have a thermal finish.*



ITALIAN BLUESTONE

### SLAB SIZES

- 11 1/2" wide, 23 1/2" deep, 1" thick
- 23 1/2" wide, 23 1/2" deep, 1" thick
- 23 1/2" wide, 35 1/2" deep, 1" thick

### TREAD SIZES

- 12" wide, 48" deep, 2" thick
- 12" wide, 60" deep, 2" thick
- 12" wide, 72" deep, 2" thick







A



A



B



C



B

# NATURAL STONE

All Natural Stone prices are subject to change at any point during the year, due to international freight and tariff charges.

## NATURAL STONE 7-PC. PATTERN DESIGN KIT

Note: Shapes are meant to install randomly with no set pattern.



23 1/2" x 35 1/2"    23 1/2" x 23 1/2"    17 1/2" x 23 1/2"    17 1/2" x 17 1/2"    11 1/2" x 23 1/2"    11 1/2" x 17 1/2"    11 1/2" x 11 1/2"

AVAILABLE COLORS & THICKNESS Note: Cumberland Grey has a cleft finish and Cumberland Brown & Hampton Brown have a thermal finish.



CUMBERLAND BROWN  
1 1/4" Thick

CUMBERLAND GREY  
1" Thick

HAMPTON BROWN  
1" Thick

RAINBOW  
1" Thick

## NATURAL STONE SLABS SOLD INDIVIDUALLY

Note: Shapes are meant to install randomly with no set pattern.



23 1/2" x 35 1/2"    23 1/2" x 23 1/2"    11 1/2" x 23 1/2"

AVAILABLE COLORS & THICKNESS Note: Cumberland Grey has a cleft finish and Cumberland Blue & Cumberland Brown have a thermal finish.



CUMBERLAND BLUE  
1" Thick

CUMBERLAND BROWN  
1 1/4" Thick

CUMBERLAND GREY  
1" Thick

## TRAVERTINE 4-PC. FRENCH PATTERN DESIGN KIT



16" x 24"    16" x 16"    8" x 16"    8" x 8"

AVAILABLE COLORS & THICKNESS



BLUE MARBLE  
1 1/4" Thick (Sandblasted)

SILVER  
1 1/4" Thick

WALNUT  
1 1/4" Thick

## TRAVERTINE BULLNOSE TREAD



24" wide x 12" deep x 2" thick

## NATURAL STONE STEPPING STONES

6 varying shapes in the following size: 18" x 24" x 1 1/4"



AVAILABLE COLORS For more information on our Natural Stone products, refer to Page 108.



BUFF

CUMBERLAND GOLD

CUMBERLAND GREY

## FLAT COLUMN CAP / TREAD / STEPS

AVAILABLE COLORS



BLACKBURN

CUMBERLAND BLUE  
(Caps & Treads Only)

CUMBERLAND BROWN

CUMBERLAND GREY  
1 1/4" Thick

HAMPTON BROWN

MOCHA  
(Caps & Treads Only)

RAINBOW  
(Caps & Treads Only)

### A FLAT COLUMN CAP SIZES

(Rock Face Only)

- 24" x 24" • 2" thick
- 26" x 26" • 2" thick

### B TREAD SIZES

(3 Side Rock Face Only)

- 48" wide, 12" deep, 2" thick
- 60" wide, 12" deep, 2" thick
- 72" wide, 12" deep, 2" thick

### C STEP SIZES

(3 Side Rock Face Only)

- 48" wide, 16" deep, 6" thick
- 72" wide, 16" deep, 6" thick



An aerial photograph of a forest with a winding path, overlaid with a white rectangular box containing the text "OUTDOOR LIVING". The path is a light brown color, contrasting with the dark green and blue tones of the forest. The text is in a white, serif font, centered within the box.

OUTDOOR  
LIVING



# FULLY-ASSEMBLED WOOD-BURNING OUTDOOR FIREPLACES

# FIREPLACES

## FULLY-ASSEMBLED OLDE ENGLISH FIREPLACE

- A**
- Shown with optional Waterfall/Firewood Box Combination Extensions
  - Shown in Olde English Wall Toffee/Onyx with Bluestone Bullnose trim, Diamond-Shaped Cast Stone accent and genuine granite tiles on 4-sides in Black Uba Tuba
  - 8' 5 1/2" high, 4' 11 7/8" wide, 4' 7 7/8" deep

ALTERNATIVE CHOICE FOR COLOR COMBINATION:

- Sahara/Chestnut Olde English Wall
- Chestnut Bullnose trim & Diamond-Shaped Cast Stone accent
- Venetian Gold granite tiles
- Limestone Quarry Blend Olde English Wall
- Coal Bullnose trim & Diamond-Shaped Cast Stone accent
- Black Uba Tuba granite tiles



### OPTIONAL FIREWOOD BOX EXTENSION

(Right & left side sold separately)

- Genuine granite tiles on three sides, shown in Venetian Gold
- Shown in Olde English Wall Sahara/Chestnut with Cambridge Bullnose Trim Chestnut
- 38 1/2" high, 34" wide, 36" deep

## FULLY-ASSEMBLED CANYON LEDGE FIREPLACE

- B**
- Shown in Stone Veneer Canyon Ledge Santa Fe and Ledgestone Wall Sahara/Chestnut with Bullnose trim Chestnut and optional Firewood Box Extensions
  - 8' 5 1/2" high, 4' 11 7/8" wide, 4' 7 7/8" deep

ALTERNATIVE CHOICE FOR COLOR COMBINATION:

- Stone Veneer Canyon Ledge Midnight Slate & Ledgestone Wall Toffee/Onyx
- Bluestone Cambridge Bullnose trim

## FULLY-ASSEMBLED THE BERKSHIRE FIREPLACE

- C**
- Made with Olde English Wall and Olde English Pavingstones in Toffee/Onyx with details of contrasting Brandywine Brick Alley Pavers
  - 8' 2 1/2" high, 4' 1/2" wide, 3' 8" deep
  - Shown with optional Firewood Box Extensions - Dimensions: 35" high x 29 3/4" wide x 37" deep


ALTERNATIVE CHOICE FOR COLOR COMBINATION:

- Limestone Quarry Blend Olde English Wall
- Contrasting Coal Brick Alley Pavers

## GLASS DOOR FIREPLACE UPGRADE OPTION

- D**
- This glass door insert is designed to be used with the Fully-Assembled Fireplaces listed on this page: Olde English, Canyon Ledge, and The Berkshire.
  - Glass door design, no need for screen
  - Built-in hearth and custom wood rack
  - Shown in Olde English Wall Limestone Quarry Blend with Coal Bullnose trim, Diamond-Shaped Cast Stone accent and genuine granite tiles on 4-sides in Black Uba Tuba

AVAILABLE GRANITE COLORS\*



BLACK UBA TUBA




VENETIAN GOLD

AVAILABLE ACCENT MEDALLIONS (OPTIONAL)



CHESTNUT



BLUESTONE

SEE AVAILABLE COLOR COMBINATIONS FOR CAMBRIDGE FIREPLACES ON PAGE 95

\*Available on Olde English Fully-Assembled Fireplaces only.



## READY TO USE THE SAME DAY

All Cambridge Fully-Assembled Kits are delivered to your home and can be put together the same day onto a poured concrete pad depending on project conditions.



# FIREPLACES



## FULLY-ASSEMBLED WOOD-BURNING OUTDOOR FIREPLACES

### FULLY-ASSEMBLED OLDE ENGLISH PIZZA OVEN/ FIREPLACE COMBO

- A** • Shown in Olde English Wall Limestone Quarry Blend with Coal trim Diamond-Shaped Cast Stone accent and genuine granite tiles on 4-sides in Black Uba Tuba
- Shown with optional Firewood Box Extension
- 9' 6" high, 4' 4" wide, 4' 2" deep

ALTERNATIVE CHOICE FOR COLOR COMBINATION:

- Onyx/Natural with Black Uba Tuba Granite and Bluestone trim
- Sahara/Chestnut Lite with Venetian Gold Granite and Chestnut trim
- Toffee/Onyx Lite with Black Uba Tuba Granite and Bluestone trim

### FULLY-ASSEMBLED CANYON LEDGE PIZZA OVEN/ FIREPLACE COMBO

- B** ALTERNATIVE CHOICE FOR COLOR COMBINATION:
- Stone Veneer Canyon Ledge Santa Fe & LedgeStone Wall Sahara/Chestnut with Cambridge Bullnose trim Chestnut
- Stone Veneer Canyon Ledge Midnight Slate & LedgeStone Wall Toffee/Onyx with Cambridge Bullnose trim Bluestone
- 9' 6" high, 4' 4" wide, 4' 2" deep

#### OPTIONAL FIREWOOD BOX EXTENSION (Right & left side sold separately)

- Genuine granite tiles on three sides, shown in Black Uba Tuba
- Shown in Olde English Wall Limestone Quarry Blend with Cambridge Bullnose trim Coal
- 38 1/2" high, 34" wide, 36" deep

\*NOTE: Existing full size wood boxes will work with these units. (Left or Right)

### FULLY-ASSEMBLED MAYTRX PLUS SPLIT FACE WALL FIREPLACE

- C** • Shown in MaytRx Plus S/F Wall Onyx/Natural with Bullnose trim Bluestone
- 8' 2" high, 5' wide, 3' 8" deep


ALTERNATIVE CHOICE FOR COLOR COMBINATION:

- Limestone Quarry Blend with Coal trim; Sahara/Chestnut Lite with Chestnut trim; Toffee/Onyx Lite with Bluestone trim

#### OPTIONAL FIREWOOD BOX EXTENSION (Right & left side sold separately)

- Colors: Limestone Quarry Blend w/ Coal Trim; Onyx/Natural w/ Bluestone trim; Sahara/Chestnut Lite w/ Chestnut trim; Toffee/Onyx Lite w/ Bluestone trim
- 35 1/2" high, 34" wide, 36" deep

AVAILABLE GRANITE COLORS\*



BLACK UBA TUBA




VENETIAN GOLD


AVAILABLE ACCENT MEDALLIONS (OPTIONAL)



CHESTNUT



BLUESTONE



COAL

\*Available on Olde English Fully-Assembled Fireplaces only.

## READY TO USE THE SAME DAY

All Cambridge Fully-Assembled Kits are delivered to your home and can be put together the same day onto a poured concrete pad depending on project conditions.



# FIREPLACES

## PRE-PACKAGED OLDE ENGLISH PAVER FIREPLACE KITS

- Made with Olde English Pavers
- 7' 4" high, 4' 10" wide, 4' 1/4" deep
- 36" Firebox

**D** Shown in Onyx/Natural with Cast Stone Surround Deluxe Bluestone

**E** Shown in Toffee/Onyx



*Optional Firewood Box Extension Kit*  
• 31" high, 40" wide, 36" deep



*Optional Natural Gas Insert*  
• 18" wide



**D**



**E**

## PRE-CUT & PRE-PACKAGED MAYTRX WALL FIREPLACE KITS

- Made with MaytRx Wallstones
- 8' 5" high, 5' 11/2" wide, 4' deep
- 36" Firebox
- Available in Split Face only

**F** Shown in Toffee/Onyx with Cast Stone Surround Deluxe Bluestone

**G** Shown in Toffee/Onyx



*Optional Firewood Box Extension Kit*  
• 36" high, 44" wide, 38" deep



*Optional Natural Gas Insert*  
• 18" wide



**F**



**G**

## PRE-CUT & PRE-PACKAGED OLDE ENGLISH WALL FIREPLACE KITS

- Made with Olde English Wallstones
- 9' high, 6' 8" wide, 4' 4" deep
- Larger 41" Firebox

**H** Shown in Toffee/Onyx with Cast Stone Surround Deluxe Bluestone

**I** Shown in Sahara/Chestnut



*Optional Firewood Box Extension Kit*  
• 36" high, 44" wide, 32" deep



*Optional Natural Gas Insert*  
• 24" wide



**H**



**I**

AVAILABLE SURROUND COLORS



CHESTNUT




BLUESTONE

AVAILABLE ACCENT MEDALLIONS



CHESTNUT



BLUESTONE



# KITCHENS



## PRE-CUT & PRE-PACKAGED KITCHEN KITS

### NEW! PRE-CUT & PRE-PACKAGED OMEGA SMOOTH WALL KITCHEN KIT

- A** • Made with Omega Smooth Wall
- Kitchens are designed as a left side “L” shape
- A right side “L” shape is also available as a Special Order
- Stainless Steel Appliance Package
- Short side: 6' 5 1/4" • Long side: 11' 10 1/2" • Both: 3' 2" deep
- Shown in Limestone Quarry Blend with granite countertop Black Uba Tuba


### NEW! PRE-CUT & PRE-PACKAGED MAYTRX PLUS WALL KITCHEN KIT

- B** • Made with MaytRx Plus Wall
- Kitchens are designed as a left side “L” shape
- A right side “L” shape is also available as a Special Order
- Stainless Steel Appliance Package
- Short side: 6' 4" • Long side: 12' • Both: 3' deep
- Shown in Toffee/Onyx Lite with granite countertop Black Uba Tuba

### PRE-CUT & PRE-PACKAGED MAYTRX CLASSIC WALL KITCHEN KIT

- C** • Made with MaytRx 6 Wall
- Available in Split Face only
- Kitchens are designed as a left side “L” shape
- A right side “L” shape is also available as a Special Order
- Stainless Steel Appliance Package
- Short side: 6' 4" • Long side: 12' • Both: 3' deep
- Shown in Sahara/Chestnut with granite countertop Venetian Gold

#### AVAILABLE GRANITE COLORS




BLACK UBA TUBA




BLUE PLATINUM



STEEL (HONED)



STEEL (POLISHED)



VENETIAN GOLD

SEE AVAILABLE  
COLOR COMBINATIONS FOR  
CAMBRIDGE OUTDOOR KITCHENS  
ON PAGE 95



## PRE-CUT & PRE-PACKAGED OLDE ENGLISH WALL KITCHEN KIT

- D** • Made with Olde English Wall
- Kitchens are designed as a left side “L” shape
- A right side “L” shape is also available as a Special Order
- Stainless Steel Appliance Package
- Short side: 6' 4" • Long side: 12' • Both: 3' deep
- Shown in Onyx/Natural with granite countertop Black Uba Tuba

- E** • Alternate Asado Cooker option available
- Shown in Toffee/Onyx with granite countertop Black Uba Tuba



**COYOTE**  
Outdoor Living



## FULLY-ASSEMBLED KITCHENS

### FULLY-ASSEMBLED STONE VENEER KITCHEN

- F** • Made with Stone Veneer Canyon Ledge with Ledgestone Wallstone base
- “L” Shape, “U” Shape or Straight; you can arrange the components to create the kitchen of your dreams
- Stainless Steel Appliance Package
- Cambridge fully-assembled patio planner is available on our website to help you design your dream kitchen!
- Short side: 7' 6 3/4" • Long side: 14' 9 1/4" • Both: 3' deep (as shown)
- Shown in Stone Veneer Canyon Ledge Midnight Slate “L” Shape with granite countertop Black Uba Tuba

ALTERNATIVE CHOICE FOR COLOR COMBINATION:

- Santa Fe Canyon Ledge with granite countertop Venetian Gold



### FULLY-ASSEMBLED OLDE ENGLISH WALL KITCHEN

- G** • Made with Olde English Wall
- “L” Shape, “U” Shape or Straight; you can arrange the components to create the kitchen of your dreams
- Stainless Steel Appliance Package
- Genuine granite tiles on 4 sides, shown in Black Uba Tuba
- Cambridge fully-assembled patio planner is available on our website to help you design your dream kitchen!
- Short side: 7' 6 3/4" • Long side: 14' 9 1/4" • Both: 3' deep (as shown)
- Shown in Toffee/Onyx “L” Shape with granite countertop Black Uba Tuba

ALTERNATIVE CHOICE FOR COLOR COMBINATION:

- Sahara/Chestnut Olde English Wall
- Venetian Gold granite tiles and countertop

ALTERNATIVE CHOICE FOR COLOR COMBINATION:

- Limestone Quarry Blend Olde English Wall
- Black Uba Tuba granite countertop and tiles





# GRILL ISLANDS



## NEW! PRE-CUT & PRE-PACKAGED OMEGA SMOOTH WALL GRILL MODULE KIT

- A** • Made with Omega Smooth Wall
- 6' 5 1/4" long, 3' 2" deep, 3' 7 1/2" high
- Shown in Onyx/Natural with granite countertop Black Uba Tuba

## NEW! PRE-CUT & PRE-PACKAGED MAYTRX PLUS WALL GRILL MODULE KIT

- B** • Made with MaytRx Plus Wall
- 6' 3" long, 3' deep, 3' 6" high
- Shown in Sahara/Chestnut Lite with granite countertop Venetian Gold

## PRE-CUT & PRE-PACKAGED MAYTRX WALL GRILL MODULE KIT

- C** • Made with MaytRx Wall
- Available in Split Face only
- 6' 3" long, 3' deep, 3' 6" high
- Shown in Toffee/Onyx with granite countertop Black Uba Tuba

## PRE-CUT & PRE-PACKAGED OLDE ENGLISH WALL GRILL MODULE KIT

- D** • Made with Olde English Wall
- 6' 3" long, 3' deep, 3' 6" high
- Shown in Sahara/Chestnut with granite countertop Venetian Gold

## FULLY-ASSEMBLED OLDE ENGLISH WALL GRILL ISLAND

- E** • Made with Olde English Wall
- Genuine granite tiles on 4 sides, shown in Venetian Gold
- 6' 3 1/4" long, 3' deep, 3' 2" high
- Shown in Sahara/Chestnut with granite countertop Venetian Gold

ALTERNATIVE CHOICE FOR COLOR COMBINATION:

- Toffee/Onyx Olde English Wall
- Black Uba Tuba granite countertop and tiles

ALTERNATIVE CHOICE FOR COLOR COMBINATION:

- Limestone Quarry Blend Olde English Wall
- Black Uba Tuba granite countertop and tiles

## FULLY-ASSEMBLED STONE VENEER GRILL ISLAND

- F** • Made with Cambridge Stone Veneer Canyon Ledge with LedgeStone Wallstone base
- 6' 3 1/4" long, 3' deep, 3' 2" high
- Shown in Stone Veneer Canyon Ledge Santa Fe with granite countertop Venetian Gold
- Corner Column Lights shown (not included)

ALTERNATIVE CHOICE FOR COLOR COMBINATION:

- Stone Veneer Canyon Ledge Midnight Slate with Black Uba Tuba Granite Countertop

AVAILABLE GRANITE COLORS



BLACK UBA TUBA



BLUE PLATINUM



STEEL (HONED)



STEEL (POLISHED)



VENETIAN GOLD

SEE AVAILABLE  
COLOR COMBINATIONS FOR  
CAMBRIDGE GRILL ISLANDS ON  
PAGE 95



## STAINLESS STEEL APPLIANCE PACKAGE

- Grill (38" wide x 20" deep)
- 5 Burners with 75,000 BTU
- Auto Ignition
- 2 Lights for Nighttime Cooking
- Built-in Thermometer
- Rotisserie
- Warming Rack
- Slide Out Grease Tray
- Cabinet Access Doors



## FULLY-ASSEMBLED OUTDOOR PIZZA OVEN

# PIZZA OVENS

### STONE VENEER & OLDE ENGLISH PIZZA OVENS

- Firebrick-lined wood-burning chamber
- A floor containing a special cooking stone eliminates the need to rotate the pizza while it's cooking
- Vented damper adjusts air flow for temperature control
- Stainless Steel Chimney Liner, Termination Cap and Spark Screen
- Professional Quality Care & Cooking Package
- Temperature gauge & drop-down doors with heat dissipating, stainless steel handles
- 7' 8" high, 4' 11 1/2" wide, 3' 7 3/4" deep

#### **G** STONE VENEER PIZZA OVEN

- Shown in Santa Fe Canyon Ledge; Bullnose Chestnut trim; LedgeStone Wallstone Sahara/Chestnut

##### ALTERNATIVE CHOICE FOR COLOR COMBINATION:

- Midnight Slate Canyon Ledge
- Bluestone Bullnose trim
- LedgeStone Wallstone Toffee/Onyx

#### **H** OLDE ENGLISH PIZZA OVEN

- Shown in Olde English Wall Toffee/Onyx; Bullnose Bluestone Blend trim; genuine granite tiles Black Uba Tuba

##### ALTERNATIVE CHOICE FOR COLOR COMBINATION:

- Sahara/Chestnut Olde English Wall
- Chestnut Bullnose trim
- Venetian Gold granite tiles

##### ALTERNATIVE CHOICE FOR COLOR COMBINATION:

- Limestone Quarry Blend Olde English Wall
- Coal Bullnose Trim
- Black Uba Tuba granite tiles

### PROFESSIONAL QUALITY CARE & COOKING PACKAGE

- 13" rectangular pizza peel for inserting and removing your pizza
- 8" round pizza peel (for rotating pizza; not necessary with Fully-Assembled Pizza Oven)
- Adjustable brush with copper bristles
- Oven rake
- Oven ash shovel
- Wall-mounted peel rack

## PRE-CUT & PRE-PACKAGED OUTDOOR PIZZA OVEN KITS

### OLDE ENGLISH WALL PIZZA OVEN

- I** • Made with Olde English Wallstones
- Cast Stone Surround Deluxe Bluestone
- 31" diameter floors lined with professional-grade cooking tiles
- Oven heats-up to 950 degrees
- Professional quality Care & Cooking Package
- 8' 2" high, 5' 4 1/4" wide, 6' 3/4" deep
- Shown in Toffee/Onyx

SEE AVAILABLE COLOR COMBINATIONS FOR CAMBRIDGE OUTDOOR PIZZA OVENS ON PAGE 95

##### AVAILABLE GRANITE COLORS



BLACK UBA TUBA

VENETIAN GOLD

##### AVAILABLE CAST STONE COLORS



CHESTNUT

BLUESTONE

### MAYTRX WALL PIZZA OVEN

- J** • Made with MaytRx 6 Wallstones
- Cast Stone Surround Deluxe Chestnut
- 31" diameter floors lined with professional-grade cooking tiles
- Oven heats-up to 950 degrees
- Professional quality Care & Cooking Package
- Available in Split Face only
- 7' 6" high, 5' 8" wide, 6' 9" deep
- Shown in Sahara/Chestnut



**G**



**H**



**I**



**J**



# FIRE PITS



## GAS-BURNING FIRE PITS & FIRE TABLES

### PRE-PACKAGED OLDE ENGLISH SQUARE GAS FIRE PIT KIT

- A** • Natural gas (Liquid propane conversion kit available)
- 90K BTU, 18" Penta Burner produces even flame in flower-like pattern
- 23" inside dimension, 48" outside dimension; 19" high
- Shown in Toffee/Onyx

### PRE-PACKAGED OLDE ENGLISH ROUND GAS FIRE PIT KIT

- B** • Natural gas (Liquid propane conversion kit available)
- 150K BTU, 24" Penta Burner produces even flame in flower-like pattern
- 32" inside diameter, 48" outside diameter, 16" high
- Shown in Sahara/Chestnut with Granite Ring Venetian Gold

### PRE-PACKAGED PYZIQUE ROUND GAS FIRE PIT KIT

- C** • Natural gas (Liquid propane conversion kit available)
- 150K BTU, 24" Penta Burner produces even flame in flower-like pattern
- 32" inside diameter, 50" outside diameter, 16" high
- D** • Shown in Split Face Onyx/Natural
- Shown in Split Face Sahara/Chestnut with Bullnose Ring Chestnut

### PRE-PACKAGED GARDEN WALL ROUND GAS FIRE PIT KIT

- E** • Natural gas (Liquid propane conversion kit available)
- 150K BTU, 24" Penta Burner produces even flame in flower-like pattern
- 32" inside diameter, 48" outside diameter, 16" high
- Shown in Split Face Limestone Quarry Blend with Cast Stone Ring Bluestone

### FULLY-ASSEMBLED GAS FIRE TABLE

- F** • Bullnose footrest
- 60" diameter table ring in choice of Black Uba Tuba or Venetian Gold Granite
- Natural Gas (Liquid propane conversion kit available)
- 150K BTU, 24" Penta burner produces even flame in flower-like pattern
- Includes lava rocks (glass fire beads optional - 60 lbs. required)
- 32" inside Diameter, 60" outside diameter, 29" high
- Available in Toffee/Onyx w/ Granite Table Ring Black Uba Tuba & Bullnose Footrest Bluestone Blend
- Shown in Sahara/Chestnut with Granite Table Ring Venetian Gold & Bullnose Footrest Chestnut

### CHOOSE AN OPTIONAL RING KIT FOR YOUR FIRE PIT

Designed for Olde English, Garden Wall and Pyzique Round Fire Pits available in:

- Cast Stone (3 pieces; 3" thick) - Bluestone or Chestnut
- Granite (2 pieces; 1 1/2" thick) - Black Uba Tuba or Venetian Gold
- Bullnose (4 pieces; 2 3/4" thick) - Bluestone or Chestnut

*Cast Stone, Granite or Bullnose Ring has to be purchased and installed at the same time as the fire pit because of different installation requirements for these products (firebrick & heat sensitive mortar).*



### CAMBRIDGE GLASS FIRE BEADS

( Optional Glass Fire Beads needed: 60 lbs. - Round Fire Pits / 50 lbs. - Square Fire Pits )

*Note: Do not cover natural gas burner completely with glass fire beads to ensure your unit will burn properly.*

AVAILABLE GLASS FIRE BEAD COLORS



BLUE



DIAMOND



TOPAZ



## WOOD-BURNING FIRE PITS

### NEW! PRE-PACKAGED OMEGA SMOOTH SQUARE FIRE PIT KIT

- G** • Optional Grate Insert turns Fire Pit into BBQ
- 23" inside diameter, 48" outside diameter, 23 3/4" high
- Shown in Limestone Quarry Blend with Crusader 12 x 24 Cap Coal

### PRE-PACKAGED OLDE ENGLISH SQUARE FIRE PIT KIT

- H** • Optional Grate Insert turns Fire Pit into BBQ
- 23" inside diameter, 48" outside dimension, 19" high
- Shown in Toffee/Onyx with optional Barbeque & Fire Pit Spark Screen

### PRE-PACKAGED OLDE ENGLISH ROUND BARBEQUE & FIRE PIT KIT

- I** • The metal ring insert has dual opposing cooking grates to turn the fire pit into a BBQ\*
- 32" inside diameter, 48" outside diameter, 16" high
- Shown in Onyx/Natural

### PRE-PACKAGED MAYTRX SQUARE FIRE PIT KIT

- J** • Optional Grate Insert turns Fire Pit into BBQ
- 23" inside diameter, 44" outside dimension, 21" high
- Shown in Split Face Toffee/Onyx with optional Grate Insert and Barbeque & Fire Pit Spark Screen

### PRE-PACKAGED PYZIQUE ROUND BARBEQUE & FIRE PIT KIT

- K** • The metal ring insert has dual opposing cooking grates to turn the fire pit into a BBQ\*
- 32" inside diameter, 50" outside diameter, 16" high
- Shown in Split Face Sahara/Chestnut with optional Barbeque & Fire Pit Spark Screen

### PRE-PACKAGED GARDEN WALL ROUND BARBEQUE & FIRE PIT KIT

- L** • The metal ring insert has dual opposing cooking grates to turn the fire pit into a BBQ\*
- 32" inside diameter, 48" outside diameter, 16" high
- Shown in Split Face Limestone Quarry Blend

\*Fire pit grates are designed to cantilever over the fire for cooking. Installation instructions included.

#### CAMBRIDGE BARBEQUE & FIRE PIT SPARK SCREEN

This optional stainless steel screen is durable and hinged for easy access to the fire and offers protection from flying embers. Fits onto all square and round barbeque & fire pits.

#### CAMBRIDGE BARBEQUE & FIRE PIT COVER

This optional galvanized steel cover prevents dirt and debris from entering the fire pit when not in use. Fits onto all Square and Round Barbeque & Fire Pits.

*Note: An open fire will damage the Spark Screen. It has been specifically designed and engineered for containing sparks and embers only.*



# FIRE PITS



# THE BOUTIQUE COLLECTION



## MINI FULLY-ASSEMBLED OLDE ENGLISH FIREPLACE

- A** • Shown in Olde English Wall Toffee/Onyx
- Bullnose Bluestone Blend trim; Black Uba Tuba granite tiles
- 8' 3" high, 3' 4" wide x 3' 10 1/4" deep

### ALTERNATIVE CHOICE FOR COLOR COMBINATION:

- Olde English Wall Sahara/Chestnut
- Bullnose Chestnut trim; Venetian Gold granite tiles

- B** ALTERNATIVE CHOICE FOR COLOR COMBINATION:
- Limestone Quarry Blend Olde English Wall
- Contrasting Brick Alley Pavers in Coal

## MINI FULLY-ASSEMBLED MAYTRX PLUS S/F FIREPLACE

- C** • Shown in MaytRx Plus Split Face Wall Sahara/Chestnut Lite
- Bullnose Chestnut trim
- 8' 3" high, 3' 4" wide x 3' 10 1/4" deep

### ALTERNATIVE CHOICE FOR COLOR COMBINATION:

- Limestone Quarry Blend with Coal trim; Onyx/Natural with Bluestone trim;
- Toffee/Onyx Lite with Bluestone trim

## MINI FULLY-ASSEMBLED CANYON LEDGE FIREPLACE

- D** • Shown in Canyon Ledge Santa Fe
- Bullnose Chestnut trim
- LedgeStone Wallstone Sahara/Chestnut
- 8' 3" high, 3' 4" wide x 3' 10 1/4" deep

### ALTERNATIVE CHOICE FOR COLOR COMBINATION:

- Canyon Ledge Midnight Slate
- Bullnose Bluestone Blend trim
- LedgeStone Wallstone Toffee/Onyx

## FULLY-ASSEMBLED OLDE ENGLISH BENCH

- Shown in Olde English Wall Sahara/Chestnut
- Outside radius 6' 11 1/4" wide x 2' 1" deep
- Inside radius 5' 8" wide
- Seat height with LedgeStone Cap 18 3/8"
- Seat height with Bullnose Cap 18 3/4"
- Cap dimensions are included in above measurements

### ALTERNATIVE CHOICE FOR SEATING WALL COLOR

- Olde English Wall Toffee/Onyx

### ALTERNATIVE CHOICE FOR SEATING WALL CAP

- E** • Shown with LedgeStone Cap Mocha
- Alternative color choice Bluestone Blend
- F** • Shown with Bullnose Cap Chestnut
- Alternative color choice Bluestone Blend

### OPTIONAL MINI FIREWOOD BOX EXTENSION (Right & left side sold separately)

- Colors: Available in all coordinating color choice combinations listed above. Reference Outdoor Living Color Selection Guide on page 98.
- 2' 11 1/2" high, 2' 2" wide, 2' 8 1/2" deep



# MAYTRX SEATING WALL KIT



## PRE-CUT & PRE-PACKAGED MAYTRX SEATING WALL KIT

- Made with MaytRx Wallstones, Natural Stone Bullnose Treads, Column Kits & Natural Stone Column Caps
- Available in two sizes: Quarter Round and Half Round
- Two Column Kits are included (*fire pit is not included*)

AVAILABLE COLOR COMBINATIONS (SPLIT FACE ONLY):

- Onyx/Natural wall with Cumberland Blue caps
- Sahara/Chestnut wall with Hampton Brown caps
- Toffee/Onyx wall with Cumberland Blue caps

### QUARTER ROUND

- G** • 14' 10" wide, 5' deep – Measurements are column cap end to column cap end
- Heights:
  - Seat: 17 5/8"
  - Back Wall: 35 5/8"
  - Column: 47 5/8"
- Includes 6 pieces of natural stone bullnose treads: 3 seat pieces and 3 wall cap pieces

### HALF ROUND

- H** • 15' 10" wide, 9' 11" deep - Measurements are column cap end to column cap end
- Heights:
  - Seat: 17 5/8"
  - Back Wall: 35 5/8"
  - Column: 47 5/8"
- Includes 12 pieces of natural stone bullnose treads: 6 seat pieces and 6 wall cap pieces



# BARS & TABLES



A



B



C



D

## BAR MODULE KITS

### PRE-CUT & PRE-PACKAGED OLDE ENGLISH BAR MODULE KIT

- A** • Made with Olde English Wallstones
- 30" Bar Center Package
- Footrest that wraps around three sides
- 7' 8" long, 3' 7" deep, 3' 6" high
- Shown in Toffee/Onyx with granite countertop Black Uba Tuba

### PRE-CUT & PRE-PACKAGED MAYTRX BAR MODULE KIT

- B** • Made with MaytRx 6 Wallstones (Corner Column Lights not included)
- Available in Split Face only
- 30" Bar Center Package
- Footrest that wraps around three sides
- 7' 8" long, 3' 7" deep, 3' 6" high
- Shown in Sahara/Chestnut with granite countertop Venetian Gold

#### AVAILABLE GRANITE COLORS




BLACK UBA TUBA



BLUE PLATINUM



STEEL (HONED)



STEEL (POLISHED)



VENETIAN GOLD

SEE AVAILABLE  
COLOR COMBINATIONS FOR  
CAMBRIDGE BAR MODULE KITS  
ON PAGE 95

## STAINLESS STEEL BAR MODULE PACKAGE

- Bar Caddy complete with sink and long neck cold water faucet plus convenience features comprised of an ice compartment, removable cutting board, condiment holder with four compartments, speed rack, towel holder and bottle opener
- Refrigerator
- Cabinet access door

## PATIO PUB & BISTRO TABLE KITS

### PRE-PACKAGED MAYTRX PATIO PUB & BISTRO TABLE KIT

- C** • Made with MaytRx 6 Wallstones; available in Split Face only
- 22" x 22" single pedestal for a 42" high table
- 2" diameter hole pre-drilled for an umbrella (not included)
- Available in round (60" diameter) or square (48" x 48"); seats up to 8 people
- Shown in Sahara/Chestnut with round granite top Venetian Gold

### PRE-PACKAGED OLDE ENGLISH PATIO PUB & BISTRO TABLE KIT

- D** • Made with Olde English Wallstones
- 20" x 20" single pedestal for a 42" high table
- 2" diameter hole pre-drilled for an umbrella (not included)
- Available in round (60" diameter) or square (48" x 48"); seats up to 8 people
- Shown in Toffee/Onyx with square granite top in Uba Tuba



# FIRE & WATER

## RECTANGULAR & ROUND PRE-CUT PRE-PACKAGED WATERFALL KITS

- 24" wide waterfall and a one-piece, 33-gallon basin with pre-filtered pump chamber
- Select one light color or run all 16 sequentially by mobile app

- E** • Rectangular shape with Olde English Wall
- 3' 4" high x 3' 4" deep x 7' wide
- Shown in Onyx/Natural

- F** • Round shape with Olde English Radius Wall
- 3' 4" high x 3' 5" deep x 7' wide
- Shown in Onyx/Natural

## ETERNAL FLAME

- G** • Build one or more into any custom Cambridge Wall System
- Situate in an enclosure of Cambridge Wallstones as a stand-alone element
- Available in Natural Gas or Liquid Propane
- Standard pan size offered is 37" x 8"





# PERGOLAS



## PRE-PACKAGED LOUVERED PERGOLA

- A** • Aluminum pergola w/ remote controlled rotating louvers, providing protection against rain and sun
- Available in two standard colors: White and Anthracite Grey (shown in photos)
- Louvered pergolas estimated lead time is 3 weeks
- Two Pricing Levels Available:
  - Level 1: Any size from 10' x 10' to 12' 6" x 16'
  - Level 2: Any size from 12' 6" x 16' 1" to 14' 5" x 19' 8"

## ACCESSORY

### DUOMO PIZZA OVEN BY COYOTE Outdoor Living

**B** Indulge in the art of outdoor cooking with the DUOMO wood-fired outdoor pizza oven. Crafted to perfection, the DUOMO redefines the way you experience homemade pizzas. The one piece seamless design along with the three stage active heat management system, will transport you to the heart of traditional Italian pizzerias, where the unmistakable smoky aroma and blistered crusts create a culinary journey like no other.

- One Piece Seamless Dome
- Active Heat Management System
  - » Double Insulation
  - » Interior Flame Channel
  - » ThermoShift Chimney System
- Front Smoke Escape Design
- Ceramic Cooking Bricks
- Temperatures up to 1,000 degrees
- 4 Piece Toolkit Included
- 40" W x 33 9/16" D x 54 13/16" H
- Available colors: Copper, Yellow and Matte Black

*New!*



Engineered for efficiency and ease, the DUOMO offers precise temperature control, ensuring every pie emerges with a perfect balance of crispiness and tenderness. The durable construction and insulated body retain heat for consistent performance, allowing you to explore a diverse range of dishes beyond pizzas – from rustic bread to succulent roasted meats.



Refer to the chart to determine the colors available in any selected Outdoor Living Component

# OUTDOOR LIVING Color Selection Guide

CAMBRIDGE		LIMESTONE QUARRY BLEND	MIDNIGHT SLATE	ONYX/NATURAL	PLATINUM	RUBY/ONYX	SAHARA/CHESTNUT	SAHARA/CHESTNUT LITE	SANDSTONE BLEND	SANTA FE	TOFFEE/ONYX	TOFFEE/ONYX LITE
FIRE PITS	Fully-Assembled Gas Fire Table											
	Olde English Wall Square Fire Pit Kit											
	Olde English Wall Round Fire Pit Kit											
	Garden Wall Round Fire Pit Kit Split Face											
	Pyzique Round Fire Pit Kit Split Face											
	MaytRx Square Fire Pit Kit Split Face											
	Omega Smooth Square Fire Pit Kit											
FIREPLACES	Fully-Assembled Olde English Outdoor Fireplace & Waterfall/Firewood Box											
	Fully-Assembled Olde English Pizza Oven / Fireplace Combo & Firewood Box Kit											
	Olde English Wall Fireplace Kit & Firewood Box Kit											
	Olde English Paver Fireplace Kit & Firewood Box Kit											
	Fully-Assembled MaytRx Split Face Fireplace & Firewood Box Kit											
	MaytRx Split Face Fireplace Kit & Firewood Box Kit											
	Fully-Assembled The Berkshire Outdoor Fireplace & Firewood Box Kit											
	Fully-Assembled Stone Veneer Canyon Ledge Outdoor Fireplace & Firewood Box Kit											
	Fully-Assembled Stone Veneer Canyon Ledge Pizza Oven / Fireplace Combo & Firewood Box Kit											
BOUTIQUE COLLECTION	The Boutique Collection Mini Fully-Assembled Olde English Fireplace & Firewood Box Kit											
	The Boutique Collection Mini Fully-Assembled MaytRx Plus Split Face Fireplace & Firewood Box Kit											
	The Boutique Collection Mini Fully-Assembled Canyon Ledge Fireplace & Firewood Box Kit											
	The Boutique Collection Fully-Assembled Olde English Bench											
	Pre-Cut & Pre-Packaged MaytRx Seating Wall Kit (Quarter Round/Half Round - Split Face Only)											
KITCHENS	Fully-Assembled Outdoor Kitchen	C										C
	Fully-Assembled Olde English Wall Outdoor Kitchen Kit											
	Pre-Cut & Pre-Packaged Olde English Wall Outdoor Kitchen with Asado Cooker Kit											
	Pre-Cut & Pre-Packaged MaytRx Classic Wall Kitchen Kit Split Face											
	Pre-Cut & Pre-Packaged MaytRx Plus Wall Kitchen Kit											
	Pre-Cut & Pre-Packaged Omega Smooth Wall Kitchen Kit											
	Fully-Assembled Stone Veneer Kitchen		C									C
PIZZA OVENS	Fully-Assembled Pizza Oven											
	Fully-Assembled Stone Veneer Pizza Oven											
	Olde English Wall Pizza Oven Kit											
	MaytRx Wall Pizza Oven Kit Split Face											
GRILL ISLANDS	Fully-Assembled Olde English Wall Outdoor Grill Island											
	Pre-Cut & Pre-Packaged Olde English Wall Grill Module Kit											
	Pre-Cut & Pre-Packaged MaytRx Classic Wall Grill Module Kit Split Face											
	Pre-Cut & Pre-Packaged MaytRx Plus Wall Grill Module Kit Split Face											
	Pre-Cut & Pre-Packaged Omega Smooth Wall Grill Module Kit											
BARS & TABLES	Fully-Assembled Stone Veneer Grill Island											
	Olde English Wall Bar Module Kit											
	MaytRx Wall Bar Module Kit Split Face											
	Olde English Wall Patio Pub & Bistro Table Kit											
MAILBOX COLUMN KITS / FIRE / WATER	MaytRx Wall Patio Pub & Bistro Table Kit Split Face											
	Olde English Wall Rectangular & Round Waterfall Kits											
	Fully-Assembled Grand Columns & Grand Column Mailboxes											
	Olde English Column Mailbox Kit											
	MaytRx Column Mailbox Kit Split Face											



C = Custom Order Only




# PAVINGSTONES Color Selection Guide

## SHERWOOD

### LEDGESTONE 3-PC. DESIGN KIT



### LEDGESTONE SMOOTH 3-PC. DESIGN KIT



### LEDGESTONE 6 X 9



### LEDGESTONE 4 1/2 X 9



### LEDGESTONE XL 3-PC. DESIGN KIT



### XL SMOOTH 3-PC. DESIGN KIT



### LEDGESTONE SMOOTH 4 1/2 X 9





# PAVINGSTONES Color Selection Guide

## XL SMOOTH 24 X 36



23 5/8" x 35 7/16"

## TIMBER STONE 4-PC. DESIGN KIT




7 31/64" x 25 19/23" • 7 31/64" x 21 21/32"  
7 31/64" x 17 23/32" • 7 31/64" x 13 25/32"  
(3 1/8" Thick)

## NOR STONE 4-PC. DESIGN KIT



7 31/64" x 25 19/23" • 7 31/64" x 21 21/32"  
7 31/64" x 17 23/32" • 7 31/64" x 13 25/32"  
(3 1/8" Thick)

## LEDGESTONE 18 X 18 & 18 X 18 SMOOTH





18 3/16" x 18 3/16"



18 3/16" x 18 3/16"

## BELGIUM 5-PC. DESIGN KIT



5" x 8 1/2"   5" x 7 1/2"   5" x 6 1/2"   5" x 6"   5" x 5"

## XL SMOOTH 15 3/4" X 23 5/8"



15 3/4" x 23 5/8"

## BRICK ALLEY



2 5/8" x 7 7/8"

## 24 X 24 SMOOTH



24" x 24"

## RIVER ROCK



7 Various Sizes



# PAVINGSTONES Color Selection Guide

## ROUNDTABLE

### ROUNDTABLE 6 X 9



### ROUNDTABLE 6 X 6



### ROUNDTABLE CIRCLE DESIGN KIT




## KINGSCOURT

### KINGSCOURT 4 X 8 HOLLAND



### KINGSCOURT 6 X 9



### KINGSCOURT 8 X 8



## EXCALIBUR



## PERMEABLE PAVEMENTS

### LEDGESTONE PERMEABLE 3-PC. DESIGN KITS

3 1/8" Thick. Also available in some sizes as Sherwood Collection Ledgestone 3-pc. Design Kit.



ALSO AVAILABLE SEPARATELY:  
3 1/8" Thick

### TURFSTONE

3 1/8" Thick





# PAVINGSTONES Color Selection Guide

## CRUSADER


### CRUSADER LEDGESTONE CAP



### CRUSADER BULLNOSE



### CRUSADER 12 X 24 CAP



# WALLSTONES Color Selection Guide


## OMEGA

### OMEGA SMOOTH DOUBLE-SIDED WALLSTONES

Omega 6 Smooth (All 10" Deep. Available in 6" Height)



### OMEGA SMOOTH COLUMN KIT



22" Width x 22" Deep x 48" to 60" High

### OMEGA SMOOTH CAP




12" Long x 13" Deep x 3" High  
Depending on installation both the 12" or 13" length can be utilized




### OMEGA NATURAL STONE DOUBLE-SIDED WALLSTONES

Omega Natural 7 (All 10" Deep x 7" High)  
Depth will vary due to texture from 9 3/4" - 10"



Omega Natural 3 1/2 (All 10" Deep x 3 1/2" High)  
Depth will vary due to texture from 9 3/4" - 10"



### OMEGA NATURAL STONE COLUMN KIT



22" Width x 22" Deep x 42" to 49" High



# WALLSTONES Color Selection Guide

## SIGMA PLUS

SIGMA™ 6 PLUS  
SPLIT FACE



6" High x 12" Deep x 16" Long

SIGMA™ 8 PLUS  
SPLIT FACE



8" High x 12" Deep x 18" Long

SIGMA™ 8 PLUS  
CORNER SPLIT FACE



8" High x 18" Deep x 8" Long



## SIGMA PLUS SMOOTH New!

SIGMA™ 8 PLUS  
SMOOTH




8" High x 12" Deep x 18" Long

SIGMA™ 8 PLUS  
SMOOTH  
CORNER



8" High x 18" Deep x 8" Long



## MAYTRX PLUS

MAYTRX® 6 PLUS DOUBLE-SIDED SPLIT FACE  
All 6" High x 10" Deep




MAYTRX® 6 PLUS  
SPLIT FACE  
STRETCHER  
STONE


6" High x 10" Deep  
Front Face: 16" Long  
Rear Face: 12" Long  
Available colors: Limestone Quarry Blend, Onyx/Natural,  
Sahara/Chestnut Lite, Toffee/Onyx Lite

## CAPS PLUS

SINGLE-SIDED LARGE PLUS CAPS SPLIT FACE




3" High x 13" Deep x 18" Long



DOUBLE-SIDED 13 X 12 PLUS CAPS SPLIT FACE



3" High x 13" Deep x 12" Long



## COLUMN KIT PLUS





# WALLSTONES Color Selection Guide

## SIGMA CLASSIC

SIGMA™ 8 CLASSIC  
SPLIT FACE



8" High x 12" Deep x 18" Long

SIGMA™ 8 CLASSIC  
CORNER SPLIT FACE



8" High x 14" Deep x 8" Long



ONYX/NATURAL



SAHARA/CHESTNUT



SANDSTONE BLEND



TOFFEE/ONYX

## MAYTRX CLASSIC

MAYTRX® 6 CLASSIC DOUBLE-SIDED SPLIT FACE

All 6" High x 10" Deep



ONYX/NATURAL



RUBY/ONYX



SAHARA/CHESTNUT



SANDSTONE BLEND



TOFFEE/ONYX



Front Face: 10" Long  
Rear Face: 12" Long



Front Face: 6" Long  
Rear Face: 10" Long



Front Face: 8" Long  
Rear Face: 4" Long



Front Face: 10" Long  
Rear Face: 8" Long

MAYTRX® 6 CLASSIC  
SPLIT FACE  
STRETCHER  
STONE



6" High x 10" Deep  
Front Face: 16" Long  
Rear Face: 12" Long  
Available colors: Onyx/Natural,  
Sahara/Chestnut, Toffee/Onyx

## CAPS CLASSIC

SINGLE-SIDED LARGE CLASSIC CAPS SPLIT FACE




COAL



MOCHA



ONYX/NATURAL



3" High x 12" Deep x 18" Long



SANDSTONE BLEND



TOFFEE/ONYX

DOUBLE-SIDED 13 X 12 CLASSIC CAPS SPLIT FACE



COAL



MOCHA



ONYX/NATURAL



3" High x 13" Deep x 12" Long



RUBY/ONYX



SANDSTONE BLEND



TOFFEE/ONYX

## COLUMN KIT CLASSIC



ONYX/NATURAL



RUBY/ONYX



SAHARA/CHESTNUT



SANDSTONE BLEND



TOFFEE/ONYX



# WALLSTONES Color Selection Guide

## OLDE ENGLISH

### OLDE ENGLISH NON TUMBLED WALL™



4" High x 8" Deep x 12" Long



COAL MOCHA LIMESTONE QUARRY BLEND ONYX/NATURAL



PLATINUM SAHARA/CHESTNUT LITE SANDSTONE BLEND TOFFEE/ONYX LITE



4" High x 8" Deep x 20" Long



LIMESTONE QUARRY BLEND ONYX/NATURAL PLATINUM



SAHARA/CHESTNUT LITE SANDSTONE BLEND TOFFEE/ONYX LITE



4" High x 8" Deep x 12" Long

### OLDE ENGLISH TUMBLED WALL™



LIMESTONE QUARRY BLEND ONYX/NATURAL SAHARA/CHESTNUT



SAHARA/CHESTNUT LITE TOFFEE/ONYX TOFFEE/ONYX LITE

## PYZIQUE®

### DOUBLE-SIDED SPLIT FACE WALL / FIRE PIT KITS

Create the wall, corner and cap all with one wallstone. Pre-Packaged Round Barbeque and Fire Pit Kits are also offered. Pyzique is available in Split Face only.



4" High x 9" Deep  
Front Face:  
11" Long  
Rear Face:  
7" Long



ONYX/NATURAL RUBY/ONYX SANDSTONE BLEND SAHARA/CHESTNUT TOFFEE/ONYX

## GARDEN WALL

### SPLIT FACE WALL / FIRE PIT KITS

Create the wall, corner and cap all with one wallstone. Pre-Packaged Round Barbeque and Fire Pit Kits are also offered. Garden Wall is Split Face and available in 2 colors.



4" High x 8" Deep  
Front Face:  
11 1/2" Long  
Rear Face:  
7 3/4" Long



LIMESTONE QUARRY BLEND ONYX/NATURAL SAHARA/CHESTNUT LITE SANDSTONE BLEND TOFFEE/ONYX LITE

## CURB STONE




8" x 4" x 10"

### BELGIUM CURBSTONE



COAL TOFFEE/ONYX LITE



LIMESTONE QUARRY BLEND



SAHARA/CHESTNUT LITE

## EDGE STONE



8" x 6" x 2 3/8"



### CAMBRIDGE EDGESTONE



ONYX/NATURAL



SAHARA/CHESTNUT



TOFFEE/ONYX

### CAMBRIDGE EDGESTONE PLUS



LIMESTONE QUARRY BLEND



ONYX/NATURAL



SAHARA/CHESTNUT LITE




TOFFEE/ONYX



TOFFEE/ONYX LITE







# FREQUENTLY ASKED QUESTIONS

## CAN PAVINGSTONES BE SEALED, AND IF SO ARE THERE ANY SPECIFIC GUIDELINES?

**Alliance Gator, our supplier of sealers and cleaners, recommends waiting 1 year before sealing, since the efflorescence bleeding process is unpredictable.** Before sealing any surface one must ensure that there is no efflorescence in the pavers. Efflorescence is a natural process. It is a condition which occurs in all cement based products, as well as in many other paving products. The condition will usually correct itself with time and exposure to the elements. Sealing is a personal choice based on aesthetic preferences, but is not necessary. Prior to sealing, the pavingstones must be cleaned with an efflorescence cleaner.

## DO YOU HAVE ANY TIPS ON REMOVING COMMON STAINS FROM CONCRETE PAVINGSTONES?

All pavements will stain. Under foot and vehicular traffic, they can become exposed to dirt, stains and wear. This is common to all pavements. The below tips address various steps to ensure the durability of interlocking concrete pavements. We recommend hiring a professional for power washing.

Remember, one of the main advantages of concrete pavingstones versus asphalt or concrete is if a stain cannot be removed - the PAVER CAN!

*We received these recommendations from Alliance Gator, as well as from contractors. Cambridge Pavers, Inc. does not warranty or guarantee these cleaning methods will work and does not assume any responsibility for the actions of those attempting to clean. Prior to applying the suggested cleaning agent to a large area, test on one or two pavingstones to make sure you are satisfied with the results. If you can, please choose a paver in an area not easily seen.*

**Asphalt and emulsified asphalt** - Use Alliance Rubber, Paint and Tar Remover. Follow the directions and reapply if necessary. You can also try the following: chill with ice (if warm outside) and scrape away the excess with a hard plastic scraper. Apply Alliance XP Oil and Grease remover and follow directions on the container.

**Cutback asphalt & roofing tar** - Use Alliance Rubber, Paint and Tar Remover and follow the directions.

**Blood, candy, ketchup, mustard and grease drippings from food** - Use liquid dish soap and let penetrate 20-30 minutes. Scrub and rinse with hot water. You may also use Oxyclean mixed 4 scoops to a gallon of hot water. Let soak for 15 minutes, scrub with a nylon bristle brush, and rinse.

**Caulking** - Scrape off excess and scrub with a poultice of denatured alcohol and rinse with hot water and liquid dish soap.

**Acrylic latex caulk** - Use Alliance Rubber, Paint and Tar Remover or Alliance Eco Soy Stripper and follow guidelines for removal of dried paint.

**Chewing gum** - Same as caulking.

**Clay Soil** - Scrape off dry material. Scrub and rinse with hot water mixed with Alliance Shampoo.

**Creosote** - Apply a poultice with paint thinner and talc. Scrub and allow to dry. Scrape off and scrub with scouring powder and rinse with water.

**Efflorescence** - Use Alliance Efflorescence Remover. Dilute according to instructions on container. Apply and rinse with water.

**Leaf stains** - Use Clorox Pro Results Outdoor Bleach and follow the instructions for application. Of course- be sure to test one paver at a time. The cause of the problem is leaves which fall annually. This will continue to happen so a decision has to be made whether to live with or remove the tree.

**Wood rot, mulch or tobacco stains** - Use Oxyclean 4 scoops to a gallon of hot water. Apply and let soak for 15 minutes. Scrub with a nylon bristle brush and rinse with water. You may also use Pool Shock. Wet the entire surface to be cleaned then mix 1/2 lb of pool shock with 4 gallons of water. Apply, scrub, and rinse off.

**Mold and mildew** - Use Oxyclean or pool shock (follow same directions as above).

**Mortar** - Extremely difficult to remove. If mortar is fresh and not hardened, try Alliance Efflorescence Remover. Scrub and rinse with water. Reapply if necessary. It may be necessary to replace the paver.

**Oil or grease that has penetrated** - Soak up excess with rags and apply Alliance XP Oil & Grease Remover. Leave on for 6-8 hours till it dries to a powder and sweep off. Also works on antifreeze, brake fluid, hydraulic oil and citronella wax.

**Paint** - Fresh paint should be mopped up immediately with rags or paper towels by blotting. Do not wipe as this will spread the stain. Soak and then scrub the area with hot water, scouring powder and a stiff brush until no more improvement is seen. Let the remaining paint dry and remove as described below.

**Dried paint** - Scrape any excess oil based paint, varnish or water based latex paint off the surface. Use Alliance Rubber, Paint and Tar Remover or Alliance Eco Soy Stripper and follow the directions on the container. Another option is to purchase a commercial paint remover and follow the directions. Loosen with gentle scrubbing. Do not rub the loosened paint into the surface of the paver. Instead, blot up the loosened paint and thinner. Repeat as necessary. Note: latex paints once dried are more difficult to remove.

**Soot from smoke** - Use a solution of trisodium phosphate (TSP) diluted to directions on container. Scrub and rinse with water.

**Tire skid marks** - Use Alliance Rubber, Paint and Tar Remover or scrub the black area with water, detergent and scouring powder. In the case of small stained areas, removal and replacement of marred pavers may be an easier option.

**Rust** - Define the source of the rust stain (e.g.: sprinklers, patio furniture, fertilizers) and eliminate it to prevent re-occurrences. Apply Alliance Rust Remover and scrub with a stiff bristle brush. Multiple applications may be necessary. Follow directions accordingly. Test a small area of pavers first. Note: Rust Remover will damage a sealer.

## CAN PAVINGSTONES BE INSTALLED ON A CONCRETE BASE?

As long as the Concrete Masonry & Hardscapes Association (CMHA) Construction details are followed.

## CAN PAVINGSTONES BE INSTALLED ANYWHERE INSTEAD OF ASPHALT OR POURED CONCRETE?

Yes. Choose Cambridge Pavingstones with value-added ArmorTec for any paving project. An interlocking Cambridge Pavingstones system will instantly improve your home's appearance and increase its appraised value. With dozens of shapes and colors to choose from, design possibilities for driveways, walkways, patios & pools, sunrooms and other areas are endless.

## HOW DO CAMBRIDGE PAVINGSTONES HOLD UP COMPARED TO ASPHALT AND POURED CONCRETE?

Cambridge Pavers are more durable. Interlocking pavingstones are an engineered pavement system and are used at airports, taxiways, container ports, industrial and corporate campuses as well as on streets for urban renewal projects.

## WHAT MAKES PAVINGSTONES SO STRONG?

They are made of high-density concrete. Cambridge Pavingstones are twice as strong as and less absorbent than poured concrete. The mortarless, flexible, interlocking system won't crack or heave as a result of ground movement. Ugly patches are a thing of the past.

## CAN ARMORTEC® COME OFF?

No. ArmorTec® and the paver are, in fact, one. ArmorTec®, also referred to as "hardfacing," has been field-proven for over 70 years in Europe, where pavingstone technology originated and continues to evolve.

## CAN PAVINGSTONES BE INSTALLED OVER EXISTING PAVEMENT?

Yes. Cambridge Pavingstones can be used as an overlay over existing concrete patios and walkways as well as asphalt driveways. Costs incurred for removal and disposal of existing asphalt or concrete are therefore eliminated. Follow Concrete Masonry & Hardscapes Association (CMHA) guidelines.

## ARE PAVINGSTONES SLIPPERY?

No. Pavingstones surpass the standards for slip-resistance set by the Americans With Disabilities Act.

## CAN PAVERS BE PLOWED?

All pavements can be damaged by steel plow blades. Concrete Masonry & Hardscapes Association (CMHA) recommends using a rubber-edged plow blade.

## CAN DE-ICING CHEMICALS BE USED ON PAVERS?

We recommend using sand as the preferred method for providing skid and slip resistance. If using de-icer we recommend only sodium chloride (NaCl). De-icer should be applied sparingly. Once loosened, snow and ice should be promptly removed to avoid a build-up in the concentration of the de-icing chemical. Do not use products that contain a blend of chemicals.

## WHY ARE MY PAVERS HOLDING WATER?

Drainage is a key component to any hardscape installation. If pavers are staying wet this means there is water underneath your pavingstones and proper drainage needs to be addressed with your hardscape contractor to resolve. Proper base installation guidelines can be found in our warranty.





Congratulations! You have recently improved your property with strong, colorful and attractive Cambridge pavingstones. As a proud owner, you have invested in a long-lasting, durable, yet flexible pavement that adds value to your real estate. A truly beautiful yet practical pavement graces your property. If your project is about to begin, you can anticipate enhancing your property with the best paving system for your money.

## WHAT IS EFFLORESCENCE?

There is a chance that after a few weeks or months pass, a white haze may appear on the surface of the pavers. This is known as efflorescence. It may appear randomly or in certain areas, and will be more pronounced on dark colored pavers. The white haze may give the impression that the color of the pavers is fading. When wet, the white disappears and the color of the pavers is enhanced. When they dry, the white haze reappears.

## EFFLORESCENCE IS COMPLETELY NATURAL & WILL DISAPPEAR WITH TIME

There is no reason to be concerned that your pavers are damaged or defective. The concrete pavers are going through a natural process. It is a condition that occurs in all cement-based products, as well as in many other paving products. The condition will usually correct itself with time and exposure to the elements.

### WHEN WILL EFFLORESCENCE STOP?

When the supply of calcium hydroxide is exhausted. If you live in an area of frequent rain and sunny days, efflorescence and its passing may occur quickly. The process may take much longer in drier climates.

### WILL IT GO AWAY NATURALLY?

Since many factors are involved in its formation, it is difficult to determine when efflorescence will stop. Just as it appears naturally, efflorescence will eventually disappear. Over time, rainwater can wash and wear it away. In urban areas with acidic rainfall, efflorescence may go away faster than in rural areas.

### CAN IT BE REMOVED WITHOUT THE WAIT?

Yes, efflorescence may be cleaned with commercially available cleaners formulated specifically for concrete pavers. Cleaning should be performed immediately after efflorescence has appeared. It may reappear as long as the chemical reaction continues and cleaning may need to be done until efflorescence has stopped.

Most cleaners contain acid and detergents, so be sure to follow all label directions and environmental regulations. Careless or improper cleaning can result in injury, damage, and discoloration to the surface of the concrete pavers. Always conduct a test in a small, inconspicuous area before applying any cleaner to the entire area of concrete pavers. After cleaning, the pavers should be completely dry and free from efflorescence prior to applying any sealers.

## THE CHEMISTRY OF EFFLORESCENCE

All concrete products contain cement which produces lime or water soluble calcium oxide. Lime can also be in the bedding sand, aggregate base materials, or soil. Although concrete pavers are solid, strong, and very dense, they contain millions of microscopic capillaries that run from the interior to the surface. Moisture from rain, sprinkler systems, underground sources, poor site drainage, or dew enters these microscopic capillaries. Calcium oxide inside the paver reacts with the water in the capillaries and forms calcium hydroxide. This rises to the surface, reacts with the carbon dioxide in the air, and forms a white haze of calcium carbonate. When moisture on the surface evaporates, the white haze of efflorescence becomes visible.



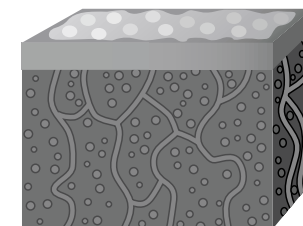
Pavers

Pavers with efflorescence



Pavers

Pavers with Polymeric Haze



*Efflorescence emerged from pores within a magnified area of a concrete paver. The calcium has been carried to the surface by water.*

## ELIMINATING EFFLORESCENCE

Most producers of pavers put chemical additives in the concrete to reduce the likelihood of efflorescence. Completely eliminating the chance of efflorescence, however, isn't possible because it's a natural byproduct of hardened concrete. It will stop when no more calcium hydroxide is available to move to the surface. There are cleaners available that can remove efflorescence. These will enhance the natural beauty of your concrete paver project. Consult your paver supplier to find an appropriate cleaner.

## POLYMERIC HAZE

Polymeric haze from the use of polymeric joint sand may appear on your concrete products if the sand was not removed from the surface of the paver properly. This does not affect the integrity of the product or your installation. The hazing will weather away naturally with time and rain or it can be removed with a specialized cleaner. You are advised to contact your contractor. Cambridge Pavers, Inc. accepts no responsibility or liability for this occurrence.

For more information, visit [www.CambridgePavers.com](http://www.CambridgePavers.com) or [www.MasonryAndHardscapes.org](http://www.MasonryAndHardscapes.org) (the trade association representing the interlocking concrete paving industry)



# PHOTOGRAPHY Index

## FRONT COVER

**Pavingstones:** NEW! The Sherwood Collection XL Smooth 24 x36 Platinum. **Border:** The Sherwood Collection LedgeStone Smooth 4 1/2 x 9. **Steps:** The Crusader Collection 12 x 24 Cap Platinum. **Pool Coping:** The Crusader Collection 12 x 24 Cap Platinum. **Wallstones:** Omega 6 Smooth Onyx/Natural. **Caps:** Omega Smooth Caps Coal. **Wall Inlay:** Olde English Non Tumbled Coal. **Column Kits:** Omega Smooth Column Kit Onyx/Natural with Olde English Non Tumbled Wall Coal inlay and Natural Stone Flat Column Cap Blackburn. **Custom Fire Pit:** Omega 6 Smooth Wall; wall inlay Olde English Non Tumbled Wall; caps The Crusader Collection 12 x 24 Cap Coal. **Custom Water Fountain:** Omega 6 Smooth Wall with Olde English Non Tumbled Wall Coal inlay and Natural Stone Flat Column Cap Blackburn.

## PAGE 1

**Border:** The Sherwood Collection Brick Alley Coal.

## PAGE 7

**Pool Coping:** The Crusader Collection 12 x 24 Cap Coal.

## PAGE 8

**Steps:** Crusader Collection 12 x 24 Cap Platinum. **Wallstone Banding:** Olde English Non Tumbled Wall Coal.

## PAGE 9

**Pool Coping:** The Sherwood Collection 12 x 24 Cap Bluestone Blend.

## PAGE 10

**Pond Coping:** The Crusader Collection 6 x 12 Bullnose Coal. **Caps:** The Crusader Collection 6 x 12 Bullnose Coal for waterfall & LedgeStone Cap Bluestone for fire pit. **Custom Components:** Kitchen, grill unit, waterfall & fire pit Olde English Wall Bluestone Blend with Coal banding.

## PAGE 12

**Border:** The Roundtable Collection 6 x 9 Coal.

## PAGE 13

**Border:** The Sherwood Collection LedgeStone 4 1/2 x 9 Coal. **Wallstones:** Stone Veneer Canyon Ledge Midnight Slate & Olde English Wall Onyx/Natural. **Caps:** The Crusader Collection 12 x 24 Cap Coal.

## PAGE 14

**Border:** The Sherwood Collection LedgeStone 4 1/2 x 9 Coal, **Design Kit:** LedgeStone 3-Pc. Design Kit Onyx/Natural & LedgeStone Circle Design Kit Sandstone Blend, **Wallstones:** Olde English Wall Toffee/Onyx & MaytRx 6 Split Face Toffee/Onyx, **Caps:** MaytRx 6 Double-sided Split Face, Toffee/Onyx, **Pre-Packaged Kits:** Column Kit Toffee/Onyx with Cast Stone Flat Column Cap Bluestone & Corner/Column Lights & Water Feature with 3 Fountains, **Custom Components:** Outdoor Kitchen & Bar of MaytRx 6 Split Face Toffee/Onyx with granite top Black Uba Tuba.

## PAGE 15

**Border:** The Sherwood Collection LedgeStone Smooth 4 1/2 x 9 Coal. **Pool Coping & Caps:** The Crusader Collection 12 x 24 Cap Sandstone Blend **Custom Components:** Stone Veneer Canyon Ledge Midnight Slate Kitchen; Stone Veneer Canyon Ledge Midnight Slate Fire Pit w/ 12 x 24 Cap Coal; Pavilion.

## PAGE 17

**Border:** The Sherwood Collection LedgeStone 4 1/2 x 9 Mocha. **Cap:** The Crusader Collection LedgeStone Cap Mocha. **Wallstone:** Olde English Toffee Onyx. **Steps & Treads:** Cast Stone Step Chestnut.

## PAGE 18 (Top)

**Raised Patio Pavingstones:** The Sherwood Collection 24 x 24 Smooth Natural. **Border:** The RoundTable Collection 6 x 9 Onyx/Natural & 6 x 6 Onyx. **Wallstones:** MaytRx 3" & 6" Onyx/Natural. **Cap:** MaytRx Split Face Double Sided Onyx Cap.

## PAGE 18 (Bottom)

**Pavingstones:** The Sherwood Collection Brick Alley Onyx/Natural. **Border:** The Sherwood Collection Belgium 5-Pc. Design Kit Onyx/Natural.

## PAGE 19 (Right)

**Steps:** The Crusader Collection 12 x 24 Cap Coal. **Wallstones:** Olde English Non Tumbled Wall Coal.

## PAGE 20 (Bottom)

**Pool Coping:** The Crusader Collection 6 x 12 Bullnose Sandstone with border of 6 x 9 from The RoundTable Collection Bluestone Blend, **Border:** The RoundTable Collection 6 x 9 Bluestone Blend.

## PAGE 21 (Top)

**Wallstones:** MaytRx 6" Onyx/Natural Renaissance.

## PAGE 21 (Bottom)

**Wallstones:** Olde English Limestone Quarry Blend. **Caps:** Crusader Collection LedgeStone Cap Coal. **Custom Components:** Pavilion; Kitchen Olde English Limestone Quarry Blend; Fire Pit Old English Limestone Quarry Blend.

## PAGE 22 (Bottom)

**Border:** The Sherwood Collection LedgeStone 4 1/2 x 9 Coal.

## PAGE 23 (Top)

**Pool Coping:** Natural Stone Rainbow.

## PAGE 23 (Bottom)

**Border:** The Sherwood Collection LedgeStone 4 1/2 x 9 Mocha. **Raised Patio Inlay:** The Sherwood Collection Belgium 5-Pc. Design Kit Mocha. **Pool Coping:** The Crusader Collection LedgeStone Cap Sandstone. **Wallstones:** MaytRx 6" Sandstone. **Custom Component:** Kitchen MaytRx 6" Sandstone with Brick Alley Mocha Banding.

## PAGE 24 (Top)

**Border:** The Sherwood Collection Brick Alley Mocha & the RoundTable Collection 6 x 6 Coal. **Fire Pit Border:** The RoundTable Collection 6 x 6 Mocha. **Wallstones:** MaytRx 6 Split Face Onyx/Natural. **Pre-Packaged Kits:** Pyzique Round Gas Fire Pit Kit Onyx/Natural. **Steps:** Cast Stone Palisade Steps in Chestnut.

## PAGE 25 (Top)

**Border:** The RoundTable Collection 6 x 9 Chestnut. **Wallstones:** Olde English Wall Toffee/Onyx. **Pre-Packaged Kit:** Olde English Paver Outdoor Fireplace Toffee/Onyx with Surround Deluxe in Bluestone. **Caps:** Double-Sided Split Face Toffee/Onyx.

## PAGE 25 (Bottom)

**Border:** The RoundTable Collection 6x6, 6x9 Toffee/Onyx Lite. **Wallstones:** Sigma 8 Split Face Toffee/Onyx.

## PAGE 26 (Top)

**Border:** The Sherwood Collection LedgeStone 4 1/2 x 9 Onyx. **Custom Components:** Olde English Kitchen Onyx/Natural.

## PAGE 26 (Bottom)

**Border:** The Sherwood Collection Belgium 5-Pc. Design Kit Coal. **Wallstone:** Olde English Non Tumbled 20" Limestone Quarry Blend w/ Coal banding. **Custom Component:** Fire Pit Eternal Flame insert placed into Olde English Non Tumbled 4x8x20 Limestone Quarry Blend w/ Coal Banding.

## PAGE 27 (Top)

**Border (Kitchen Area):** The Sherwood Collection LedgeStone 4 1/2 x 9 Bluestone Blend. **Pavingstones (Surrounding Kitchen Area):** The Sherwood Collection LedgeStone XL 3-Pc. Design Kit Sandstone Blend, Toffee/Onyx Lite, & Sahara/Chestnut Lite. **Fully-Assembled Component:** Outdoor Pizza Oven Toffee/Onyx. **Custom Components:** Olde English Wall Outdoor Kitchen Toffee/Onyx with Pergola.

## PAGE 27 (Bottom)

**Border:** RoundTable Collection 6 x 9 Coal. **Wallstones:** MaytRx Limestone Quarry Blend. **Caps:** The Crusader Collection LedgeStone Cap Coal.

## PAGE 28 (Bottom)

**Border:** The RoundTable Collection 6 x 9 Coal. **Pavingstones:** The Sherwood Collection River Rock Coal. **Border:** The Sherwood Collection LedgeStone 4 1/2 x 9 Coal. **Custom Fire Pit:** Olde English Non Tumbled Wall Onyx/Natural with Double-Sided 13 x 12 Plus Caps Split Face Coal and Cambridge Glass Fire Beads Blue. **Custom Kitchen:** Olde English Non Tumbled Wall with granite countertop Black Uba Tuba.

## PAGE 29 (Top)

**Border:** The RoundTable Collection 6 x 9 Chestnut, **Wallstones:** MaytRx 6 Split Face Sahara Chestnut, **Pre-Packaged Kits:** Column Sahara Chestnut with Cast Stone Flat Column Caps Sahara/ Chestnut & Pyzique Split Face Round Barbeque & Fire Pit Sahara/Chestnut.

## PAGE 29 (Bottom)

**Pool Coping:** The Crusader Collection 6 x 12 Bullnose Onyx/Natural, **Wallstones:** MaytRx 6 Split Face Onyx/Natural, **Caps:** The Crusader Collection LedgeStone Cap Onyx/Natural, **Pre-Packaged Kits:** MaytRx 6 Split Face Column in Onyx Natural & Cast Stone Light Column Cap in Bluestone.

## PAGE 30 (Top)

**Border & Inlay:** The Sherwood Collection Belgium 5-Pc. Design Kit with ArmorTec Mocha. **Wallstones:** Olde English Wall Sahara/ Chestnut. **Caps:** The Crusader Collection LedgeStone Cap Mocha. **Custom Components:** Fire Pit, Grill & Seating Table of Olde English Sahara/Chestnut.

## PAGE 30 (Bottom)

**Pool Copings:** The Crusader Collection 6 x 12 Bullnose Mocha. **Border:** The RoundTable Collection 6 x 9 Mocha. **Wallstones:** MaytRx Split Face Sahara/Chestnut. **Pre-Packaged Kits:** MaytRx Wall Pizza Oven Sahara/Chestnut. **Custom Component:** Kitchen Stone Veneer Santa Fe.

## PAGE 31 (Top)

**Border:** The Sherwood Collection LedgeStone 4 1/2 x 9 Onyx. **Custom Component:** Fire Pit.

## PAGE 31 (Bottom)

**Border:** The RoundTable Collection 6x9 Coal. **Wallstones:** MaytRx 6 Split Face Toffee/Onyx. **Pool Coping & Step Treads:** The Crusader Collection LedgeStone Cap Coal. **Custom Components:** MaytRx Split Face Seating Wall & Fire Pit w/ LedgeStone Cap Coal.

## PAGE 32 (Top)

**Border:** The Sherwood Collection LedgeStone Smooth 4 1/2 x 9 Coal. **Inlay:** The Sherwood Collection Brick Alley Coal. **Fully-Assembled Component:** Olde English Fully Assembled Pizza Oven / Fireplace Combo Limestone Quarry Blend with Coal trim and optional Firewood Box Extension. **Pre-Packaged Kits:** Olde English Wall Round Pre-Cut Waterfall Kit Onyx/Natural.

## PAGE 32 (Bottom)

**Border:** The Sherwood Collection LedgeStone 4 1/2 x 9 Coal.

## PAGE 33 (Right)

**Border:** The Sherwood Collection LedgeStone 4 1/2 x 9 Coal.

## PAGE 34 (Left)

**Pavingstones:** The Sherwood Collection Belgium 5-Pc. Design Kit Toffee/Onyx Lite. **Inlay:** The Sherwood Collection Brick Alley Coal.

## PAGE 34 (Right)

**Border:** The Sherwood Collection Brick Alley Coal.

## PAGE 35 (Top)

**Border:** The Sherwood Collection Belgium 5-Pc. Design Kit Onyx/Natural.

## PAGE 35 (Bottom)

**Pavingstones:** The Sherwood Collection LedgeStone 3-Pc. Design Kit Limestone Quarry Blend. **Border:** The Sherwood Collection LedgeStone 4 1/2 x 9 Coal. **Caps:** The Crusader Collection Bullnose Coal.

## PAGE 37

**Pavingstones:** The Sherwood Collection XL Smooth 3-Pc. Design Kit Bluestone Blend.

## PAGE 38 (Left)

**Pavingstones:** The Sherwood Collection LedgeStone XL 3-Pc. Design Kit Onyx/Natural.

## PAGE 38 (Right)

**Border:** The RoundTable Collection 6 x 9 Onyx.

## PAGE 39

**Border & Inlay:** The RoundTable Collection 6 x 9 Coal & The Sherwood Collection River Rock Coal. **Wallstones:** MaytRx 6 Split Face Onyx/Natural Wall & Column. **Caps:** Double Sided Split Face onyx/natural. **Pre-Packaged Kits:** Pyzique Round gas Fire Pit Onyx/Natural. **Natural Stone:** Cumberland Grey Flat Column Caps.

## PAGE 40

**Pool Coping:** The Crusader Collection 6 x 12 Bullnose Mocha.

## PAGE 42

**Pavingstones:** The RoundTable Collection Circle Design Kit Sahara/ Chestnut.

## PAGE 43

**Border:** The Sherwood Collection Belgium 5-Pc. Design Kit Mocha.

## PAGE 45 (Top)

**Border:** The KingsCourt Collection 6 x 9 Onyx.

## PAGE 45 (Bottom)

**Border:** The KingsCourt Collection 6 x 9 Onyx. **Accent Lighting:** 6 x 9 Paver Lights. **Wallstones:** MaytRx 6 Split Face with Double-Sided Split Face Cap Onyx/Natural.

## PAGE 47 (Top Right)

**Border:** The RoundTable Collection 6 x 9 Onyx. **Design Kit:** The RoundTable Collection Circle Design Kit Onyx.

## PAGE 47 (Bottom Right)

**Pavingstones:** The KingsCourt Collection 8 x 8 Sahara. **Border:** The KingsCourt Collection 4 x 8 Holland Sahara. **Wallstones:** Olde English Wall (seating wall, domino wall, columns & custom water feature) Sahara/Chestnut. **Pre-Packaged Kit:** Pyzique Split Face Round Barbeque & Fire Pit Sahara/Chestnut.

## PAGE 49 (Top Left)

**Border:** The Sherwood Collection LedgeStone 3-Pc Design Kit Onyx. **Wallstones:** Stone Veneer Canyon Ledge Santa Fe & Midnight Slate.

## PAGE 49 (Top Right)

**Pavingstones:** The Sherwood Collection LedgeStone XL 3-Pc. Design Kit Limestone Quarry Blend. **Border:** The Sherwood Collection LedgeStone 4 1/2 x 9 Coal. **Wallstones:** MaytRx 6 Split Face Limestone Quarry Blend. **Step Tread:** The Crusader Collection LedgeStone Cap Coal.

## PAGE 49 (Middle Left)

**Pavingstones:** The Sherwood Collection LedgeStone 3-Pc. Design Kit Sahara/Chestnut.

## PAGE 49 (Middle Right)

**Pavingstones:** The Sherwood Collection LedgeStone 3-Pc. Design Kit Sahara/Chestnut Lite. **Border:** The Sherwood Collection LedgeStone 4 1/2 x 9 Mocha.

## PAGE 49 (Bottom Left)

**Pavingstones:** The Sherwood Collection LedgeStone 3-Pc. Design Kit Toffee/Onyx. **Border:** The RoundTable Collection 6 x 9 Onyx.

## PAGE 49 (Bottom Right)

**Pavingstones:** The Sherwood Collection XL Smooth 3-Pc. Design Kit Sandstone Blend Lite **Wallstones & Column:** Stone Veneer Canyon



Ledge Midnight Slate. **Border:** The Sherwood Collection Ledgestone Smooth 4 1/2 x 9 Coal.

#### PAGE 51

**Pavingstones:** The Sherwood Collection XL Smooth 24 x 36 Platinum  
**Border:** The Sherwood Collection Ledgestone Smooth 4 1/2 x 9.  
**Steps:** The Crusader Collection 12 x 24 Cap Platinum. **Pool Coping:** The Crusader Collection 12 x 24 Cap Platinum. **Caps:** Omega Smooth Caps Coal. **Wall Inlay:** Olde English Non Tumbled Wall Coal. **Column Kits:** Omega Smooth Column Kit Onyx/Natural with Olde English Non Tumbled Wall Coal inlay and Natural Stone Flat Column Cap Blackburn. **Custom Fire Pit:** Omega 6 Smooth Wall; wall inlay Olde English Non Tumbled Wall; caps The Crusader Collection 12 x 24 Cap Coal. **Custom Water Fountain:** Omega 6 Smooth Wall with Olde English Non Tumbled Wall Coal inlay and Natural Stone Flat Column Cap Blackburn.

#### PAGE 52 (Top)

**Pavingstones:** The Sherwood Collection Ledgestone 3-Pc. Design Kit Limestone Quarry Blend. **Cap:** Omega Smooth Cap Onyx/Natural.

#### PAGE 52 (Bottom)

**Pavingstones:** The Sherwood Collection XL Smooth 3-Pc. Design Kit Sahara Chestnut Lite. **Wallstone Banding:** Olde English Non Tumbled Coal. **Border:** Kingscourt 6 x 6 Coal. **Custom Components:** Olde English Non Tumbled Wall Fire Pit Sandstone Blend w/ Coal banding.

#### PAGE 53 (Top)

**Pavingstones:** The Sherwood Collection Ledgestone 3-Pc. Design Kit Onyx/Natural. **Caps & Steps:** Natural Stone Hampton Brown.

#### PAGE 53 (Bottom)

**Pavingstones:** The Sherwood Collection XL Smooth 24 x 36 Onyx/Natural. **Border:** The Sherwood Collection Ledgestone Smooth 4 1/2 x 9 Coal. **Caps & Steps:** The Crusader Collection 12 x 24 Cap Coal.

#### PAGE 55

**Pavingstones:** The Sherwood Collection Ledgestone XL 3-Pc. Design Kit Limestone Quarry Blend. **Border:** The Sherwood Collection Ledgestone 4 1/2 x 9 Coal. **Cap & Step Tread:** The Crusader Collection Ledgestone Cap Coal.

#### PAGE 56

**Pavingstones:** The Sherwood Collection XL Smooth 3-Pc. Design Kit Sandstone Lite. **Double Border:** The RoundTable Collection 6 x 9 Sandstone Lite & The Sherwood Collection Brick Alley Coal. **Caps:** The Crusader Collection Ledgestone Cap Coal & Natural Stone Black Burn. **Pre-Packaged Component:** Pre-Packaged Pyzique Round Barbeque Fire Pit Kit Sandstone Blend. **Custom Component:** The Sherwood Collection XL Ledgestone Smooth Circle Design Kit Sahara/Chestnut Lite w/ Brick Alley Coal Inlay and Border.

#### PAGE 57

**Pavingstones:** The Sherwood Collection Ledgestone 3-Pc. Design Kit w/ 18 x 18 Toffee/Onyx Lite. **Border:** The RoundTable Collection 6 x 9 Onyx.

#### PAGE 57

**Pavingstones:** The Sherwood Collection Ledgestone XL 3-Pc. Design Kit Sandstone Blend, **Border:** The RoundTable Collection 6 x 9 Chestnut, **Fully-Assembled Components:** Olde English Outdoor Fireplace Sahara/Chestnut & Fire Table Sahara/Chestnut with Granite Ring in Venetian Gold.

#### PAGE 59 (Top)

**Caps:** The Crusader Collection Ledgestone Cap Onyx/Natural, **Pre-Packaged Kit:** Fan Pergola.

#### PAGE 59 (Bottom)

**Caps:** Double-Sided Cap MaytRx Split Face Coal. **Custom Components:** MaytRx 6 Split Face Kitchen.

#### PAGE 61

**Pavingstones:** The Sherwood Collection Ledgestone XL 3-Pc. Design Kit Limestone Quarry Blend. **Border:** The Sherwood Collection Ledgestone 6 x 9 Coal. **Caps & Steps:** Single-Sided Large Plus Caps Split Face Coal.

#### PAGE 62

**Caps:** Single-Sided Large Plus Caps Split Face Onyx/Natural.

#### PAGE 63 (Top)

**Pavingstones:** The Sherwood Collection XL Smooth 24 X 36 Platinum. **Border:** The Sherwood Collection Ledgestone 6 x 9 Coal. **Caps & Steps:** Natural Stone Steps and Treads Blackburn.

#### PAGE 63 (Bottom)

**Pavingstones:** The Sherwood Collection Ledgestone 3-Pc. Design Kit w/ 18x18 Toffee/Onyx Lite. **Border:** The RoundTable Collection 6x6, 6x9 Toffee/Onyx Lite.

#### PAGE 65 (Top)

**Pavingstones:** The Sherwood Collection Timber Stone Birchwood & Ironwood. **Border:** The Sherwood Collection Belgium 5-Pc. Design Kit Coal. **Caps:** Natural Stone. **Custom Component:** Fire Pit Eternal Flame insert placed into Olde English Non Tumbled 4x8x20 Limestone Quarry Blend w/ Coal Banding.

#### PAGE 65 (Bottom)

**Pavingstones:** The Sherwood Collection Ledgestone XL 3-Pc. Design Kit Limestone Quarry Blend. **Border:** The Sherwood Collection Belgium 5-Pc. Design Kit Coal. **Custom Component:** Kitchen Olde English Non Tumbled 20" Limestone Quarry Blend with Coal Banding.

#### PAGE 66 (Top)

**Caps & Columns:** Stone Veneer Canyon Ledge Autumn Blend with 4 x 12 Bullnose Caps under custom pavilion with granite countertop Venetian Gold, **Pavingstones:** The Renaissance Collection 6 x 9 Sahara/Chestnut, **Border:** The Renaissance Collection 6 x 9 Sahara/Chestnut, **Outdoor Living Component:** Fully-Assembled Outdoor Pizza Oven Sahara/Chestnut.

#### PAGE 66 (Bottom)

**Pavingstones:** The Sherwood Collection XL 3-Pc. Design Kit Sandstone Blend, **Border:** The RoundTable Collection 6 x 9 Sandstone Blend, **Pre-Packaged Kits:** Olde English Round Fire Pit Sahara/Chestnut with Granite Ring in Venetian Gold, **Treads:** Natural Stone Rainbow.

#### PAGE 67

**Column/Wall Banding Detail:** Olde English 3-Pc. Design Kit Onyx/Natural, **Caps & Steps:** Olde English Wall Toffee/Onyx. **Custom Kitchen:** Olde English Wall Toffee/Onyx & Onyx/Natural with Granite Countertop Black Uba Tuba, **Pre-Packaged Kits:** Olde English Square Fire Pit Toffee/Onyx. **Pavingstones:** The Renaissance Collection Olde English 3-Pc. Design Kit Toffee/Onyx. **Border:** The Renaissance Collection pieces from Olde English 3-Pc. Design Kit Toffee/Onyx & Onyx/Natural.

#### PAGE 69 (Top)

**Pavingstones:** The Sherwood Collection Ledgestone 3-Pc. Design Kit Sahara/Chestnut. **Border:** The RoundTable Collection 6 x 9 Chestnut.

#### PAGE 69 (Bottom Left)

**Pavingstones:** The Renaissance Collection Olde English 3-Pc. Design Kit Toffee/Onyx Lite.

#### INSIDE BACK COVER

**Pavingstones:** The Sherwood Collection Ledgestone XL 3-Pc. Design Kit Limestone Quarry Blend. **Wallstones:** Sigma 8 Limestone Quarry Blend. **Border:** The RoundTable Collection 6 x 9 Coal. **Pool Coping:** Bullnose Limestone Quarry Blend. **Caps:** Single Sided Split Face Caps Coal. **Pre-Packaged Kit:** Garden Wall Round Barbeque & Fire Pit Kit Limestone Quarry Blend.

#### BACK COVER

**Pavingstones:** The Sherwood Collection Ledgestone 3-Pc. Design Kit Limestone Quarry Blue. **Border:** The Sherwood Collection Ledgestone 4 1/2 x 9 Coal. **Border Around Fire Pit:** The Sherwood Collection River Rock Onyx/Natural. **Pool Coping:** The Crusader Collection Bullnose Coal. **Wallstones:** Sigma 8 Plus Split Face Toffee/Onyx. **Caps:** Single-Sided Split Face Coal. **Custom Water Feature:** Olde English Non Tumbled Wall Limestone Quarry Blend. **Custom Fire Pit:** Olde English Non Tumbled Wall Limestone Quarry Blend w/ Split Face Cap Ring Coal.

## START PLANNING TODAY AND MAKE YOUR OUTDOOR DREAMS COME TRUE!



Ever feel like time is flying by? In the blink of an eye, your outdoor patio plans keep getting pushed aside because life gets in the way. Before you know it, another year has come and gone. Why not make your backyard dreams come true with Cambridge Pavers, so you can sit back, relax, and enjoy life outdoors all four seasons!

So many homeowners dream of creating a beautiful backyard but don't know where to start. Here are some simple tips on the best way to go about the planning process.

The first thing you need to do is ask yourself is, "How do I envision myself using this space?"

#### » Are you looking to host family & friends?

Consider incorporating a Fully Assembled Kitchen and Fireplace into your design to create the ultimate outdoor living room.

#### » Are you looking to create a space where you can relax and unwind?

Consider adding a Bar Kit, Bistro or Pub Table, and Fire Pit to create the perfect stay-cation destination.

#### » Are you looking to create a space you can enjoy all year 'round?

Add a Pavilion and an Eternal Flame into your design, and be covered in style.

Any home improvement endeavor is an investment, so take time planning your outdoor space and picking the right contractor for the job. Need help finding a contractor? Then visit our website and click on Need a Pro Installer, located under the Homeowners tab on the homepage. *Once you have decided on products and colors, and executed a contract be sure your contractor places an order with an authorized Cambridge Distributor immediately to ensure timely delivery.*

Beauty images in a catalog or on social media are great for inspiration, but you must see products and colors in person to be sure before making the final decision. Want to visit an authorized dealer near you? Then *visit our website* and click on the *Dealer Locator* tab.

Most importantly, you do not have to accomplish everything on your wish list all at once. Be transparent with your contractor about your budget so that everyone is on the same page. That way, he or she can plan to work with you in phases over time, to meet your ultimate goal.



# THE CAMBRIDGE FULLY-TRANSFERABLE LIMITED LIFETIME WARRANTY



**Cambridge Pavers Inc. warrants to the owner that, should a Cambridge pavingstone or wallstone, installed according to Concrete Masonry & Hardscapes Association (CMHA) installation guidelines, prove defective, it will be replaced without cost. Replacement labor is not included. THIS WARRANTY IS TRANSFERABLE WITH VALID PROOF OF PURCHASE.**

Cambridge Pavers like any other concrete products and or natural stone will not resist staining and or environmental debris build up. Anything outdoors whether man-made or natural will suffer Mother Nature's wrath when exposed to the elements 24/7, 365 days a year. Therefore, if you want to keep your pavers looking good it will entail some maintenance on your part. This can easily be cleaned with dish soap and water or something more substantial depending on the type of stain. We cover all the ways to care for your pavers if you do come across a stubborn stain on page 92.

**NOTE:** Efflorescence is a whitish powder deposit that sometimes appears on concrete products. It has no affect on the structural integrity of the pavingstones or wallstones and will wash and wear off over time. The use of concrete setting beds may also increase the possible occurrence of efflorescence. Because this is a natural occurrence, Cambridge Pavers, Inc. accepts no responsibility or liability for this condition. Cambridge Pavingstones are made from natural, environmentally-friendly material, and therefore, variations in color may occur. Cambridge Pavers may have pyrite (iron mineral, red in color) that appear on the surface of the stone which can occur in any natural products or products that utilize natural materials (sand, aggregate, cement) i.e. concrete pavers. Because this is a natural occurrence, it in no way affects the structural integrity of the pavingstones or wallstones. Cambridge Pavers, Inc. accepts no responsibility or liability for this condition.

Polymeric haze from the use of polymeric joint sand may appear on your concrete products if the sand was not removed from the surface of the paver properly. This does not affect the integrity of the product or your installation. The hazing will weather away naturally with time and rain or it can be removed with a specialized cleaner. You are advised to contact your contractor. Cambridge Pavers, Inc. accepts no responsibility or liability for this occurrence.

**NOTE:** Cambridge Pavers, Inc. is offering the Alliance Gator Base product based on customer requests. The use of this product is not covered under Concrete Masonry & Hardscapes Association (CMHA) guidelines or Cambridge's warranty. All warranty claims will be forwarded directly to Alliance.

**NOTE:** Custom colors as well as pavers with Blue and Shell pigments do not have color throughout. Cambridge Wallstones are made without ArmorTec®.

**SNOW REMOVAL** equipment should have the proper rubber blade guards to protect the surface of the pavers. Cambridge Pavers is not responsible for any damage caused by snow removal equipment, which may leave burns and scuff marks on pavers.

**NOTE: De-icing chemicals — We recommend using sand as the preferred method for providing skid and slip resistance. If using de-icer we recommend only sodium chloride (NaCl). De-icer should be applied sparingly. Once loosened snow and ice should be promptly removed to avoid a build-up in concentration of the de-icing chemical. Do not use products that contain a blend of chemicals.**

**IMPORTANT NOTICES: [#1]** A bolt-on urethane protection mat must be attached to the plate compactor as a precaution against surface scuffing on all Cambridge textured products. A roller compactor is preferable when installing slabs. Installation guidelines must follow those as instructed by the Concrete Masonry & Hardscapes Association (CMHA). **[#2]** LedgeStone Cap and 12 x 24 Coping have a sharp edge due to the manufacturing process. Contractors should utilize a grinder against the sharp edges to soften it. You will see some aggregates appear after this process but it will help prevent issues with the end user scratching or cutting themselves.

In order to make a claim under this Warranty, the owner must return the defective pavingstone or wallstone to the dealer who sold the product. **Any implied warranties of merchantability and/or fitness for a particular purpose are limited as stated above.** The exclusive remedy under this Warranty is replacement of a defective pavingstone or wallstone. Cambridge's responsibility is limited to the cost of the product only and not to the costs related to the installation or replacement of said products. Cambridge Pavers Inc. shall not be liable for incidental or consequential damage arising from any breach of warranty. Some states do not allow limitations on how long an implied warranty lasts, or the exclusion or limitation of incidental or consequential damages, so the above limitations may not apply to you. Any court action making a claim under this Warranty must be commenced within one year of the date on which the defect was, or in the exercise of reasonable care, could have been discovered. This Warranty gives you specific legal rights, and you may also have other rights which vary from state to state. **Any suit involving a warranty claim shall be brought in the Superior Court of New Jersey, Bergen County.** The laws of the State of New Jersey without regard to its conflict of law provisions shall govern all issues in all warranty claims.


Cambridge adheres to ASTM Designation C 936-82 standards as found on our website. Vehicular applications should be accommodated through pavingstones with an aspect ratio of 3:1 or less. Units with an overall length to thickness aspect ratio of 4:1 or greater should not be used in vehicular applications (CMHA Technical Specification 10). An example of a Cambridge product not suitable for vehicular applications is the LedgeStone XL which has an aspect ratio greater than 4:1; this product should only be used in pedestrian applications (sidewalks, patios, walkways, etc.).

**NATURAL STONE DISCLAIMER:** Cambridge Pavers does not offer a warranty on any of our Natural Stone products including Outdoor Porcelain Tiles. Natural stones may also have pyrite (rust) in the stones which can occur in all natural products. Cambridge Pavers Inc. has partnered with quarries from around the world to offer Natural Stone products. Unlike manufactured stone, Natural Stone will vary in terms of color, pattern and texture, because these are products of nature and not man-made. There are no two pieces alike when it comes to Natural Stone that is what makes these products beautiful and unique. Natural Stone products delivered to your home may not be an exact product match to what you might have seen in a show room or in our brochure.

Natural Stone products last, but if you want to keep them looking good, some general maintenance is necessary. Natural Stone products can stain and become scratched, because they contain naturally porous surfaces. To avoid staining from occurring keep surfaces clear of dirt, damp leaves, acidic products, and oils. If any of these things do come in contact with your Natural Stone remove them as soon as possible by cleaning them with soap and water. If this method does not work Natural Stone cleaning products can be found in your local building material store, but be sure to avoid any cleaners containing acids.

Sealing Natural Stone comes to personal preference. Some people feel unsealed stones get better looking with age, while others feel sealing their stones aids in easier clean up and less maintenance, although this is not a guarantee. If you choose to seal your stones always do a test patch in a spot that is not very noticeable to ensure you are happy with the end result.

**THE CAMBRIDGE CAST STONE PRODUCTS WARRANTY:** Cambridge Pavers, Inc. warrants to the original purchaser (with a proof of purchase) that should Cast Stone products (Steps, Caps and Stepping Stones) installed according to industry standards and in compliance with our installation guidelines, prove defective upon installation.



“An added value when selling your home.”  
Charles H. Gamarekian, Founder / Chairman / CEO

## BASIC PAVINGSTONE & WALLSTONE INSTALLATION

### HOW TO INSTALL YOUR CAMBRIDGE PAVINGSTONES SYSTEM

**Step 1 Preparation:** Sketch a diagram of area to be paved. Square off a 90° corner. Set stakes for outside perimeters 6" away from area. Establish finished height and slope by setting leveled string lines. Allow 1" drop every 8' at sides for water runoff.

**Step 2 Excavation:** Excavate (7 1/2" for patios and walkways / 11 1/4" for driveways).

**Step 3 Base:** Fill area with quarry process gravel (4" for patios and walkways / 8" for driveways). Flatten, compact and slope.

**Step 4 Edging:** Install PVC restraints to prevent spreading.

**Step 5 Placing (Screeding) Sand:** Add coarse C-33 sand and smooth out to a uniform 1".

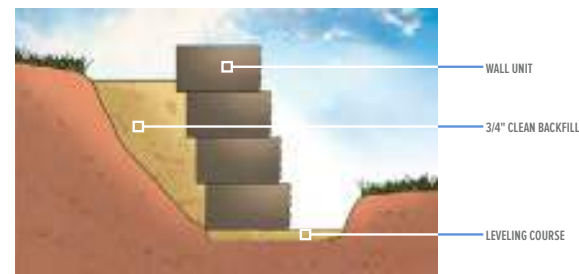

**Step 6 Pavers:** Place Cambridge Pavingstones on the smooth sand in the desired pattern making sure joint lines are straight. A built-in spacer bar assures consistent joint width.

**Step 7 Cutting:** Using a stone cutter or masonry saw, cut pavers where necessary to fit.

**Step 8 Compacting:** With two passes of a plate compactor, seat the pavers by forcing sand up into the joints.

**Step 9 Sweeping/Final Compaction:** Sweep additional sand into joints, compact again and repeat until all joints are filled.

For more detailed instructions, ask your Cambridge Distributor or visit the Homeowner Resource Center / Installation Instructions on [www.cambridgepavers.com](http://www.cambridgepavers.com). Installation guidelines must follow those as instructed by the Concrete Masonry & Hardscapes Association (CMHA).



### HOW TO INSTALL YOUR CAMBRIDGE SEGMENTAL RETAINING WALL SYSTEM

**Step 1 Excavation:** Dig a trench roughly 8" deep and 12" wide. Firmly compact until bottom is fairly level. Add 6" of 3/4" clean gravel and compact again.

**Step 2 Leveling Course:** Add 1" of coarse C-33 sand into bottom of trench.

**Step 3 First Course:** Place Cambridge wall units in trench touching each other (textured face outward on single-face units). Keep all units level in all directions. For straight walls, also use a string line.

**Step 4 Additional Courses:** Stack staggered wall units on top, stepping each new row back approximately 3/4". In this type of gravity wall installation, weight and set back of the units provide resistance. Backfill with 3/4" clean granular fill and compact as each course is completed. To prevent any granular fill or soil from passing through the system, a landscaping fabric can be placed behind the wall units. Add cap units if desired.

This is the basic recommended procedure for straight, circular and serpentine retaining walls up to 28" high. For higher walls, contact your Authorized Cambridge Distributor for advice. Installation guidelines must follow those as instructed by the Concrete Masonry & Hardscapes Association (CMHA).

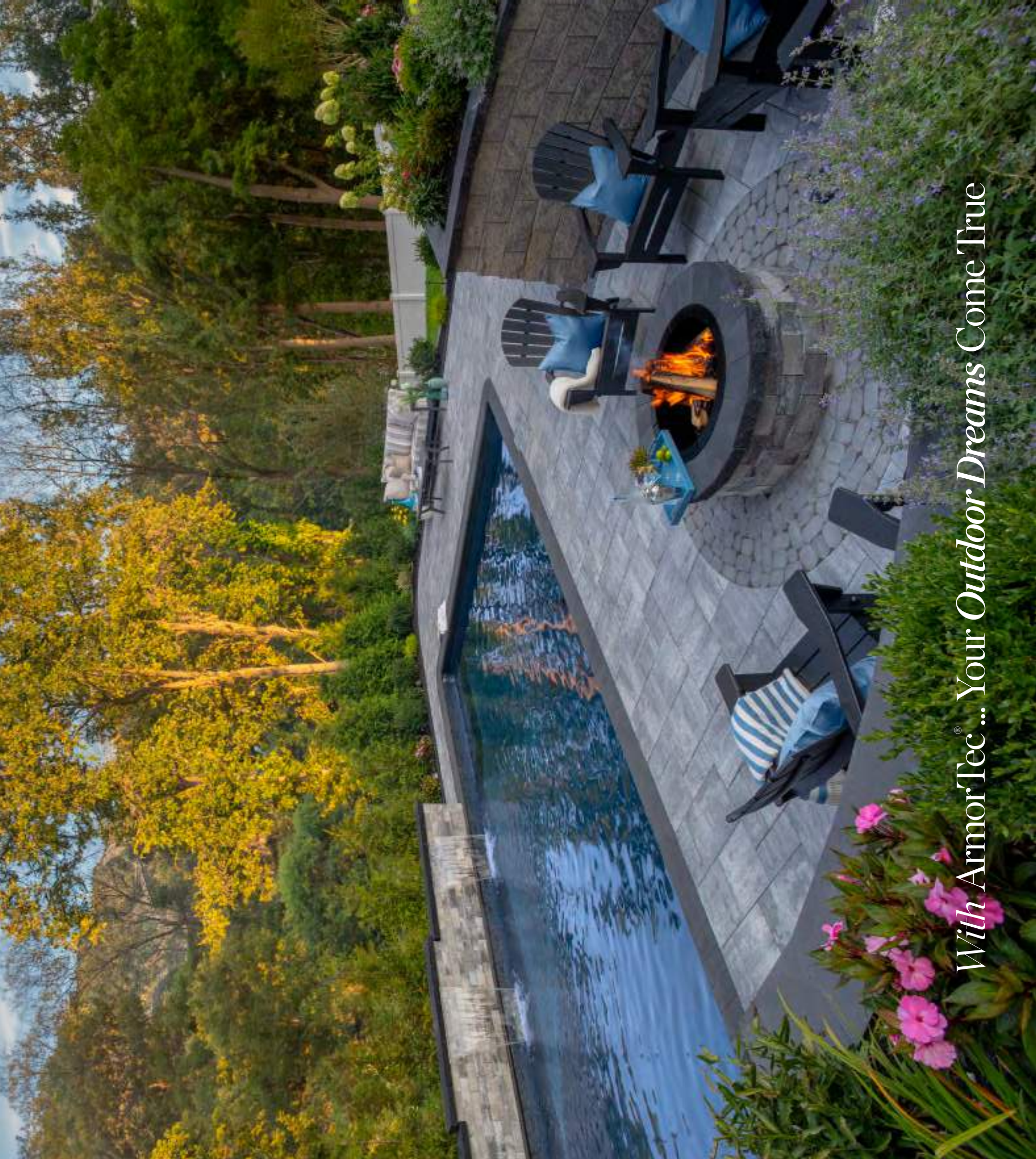




Ledgestone XL 3-Pc. Design Kit

LIMESTONE QUARRY BLUE





*With ArmorTec® ... Your Outdoor Dreams Come True*